

# AFFILIATE MARKETING

A - Z

Guide for

Beginners

♦ *Harsh Agrawal* ♦

# Contents

**Contents ..... 2**

**About The Author..... 5**

**How to Use ‘The Affiliate Marketing Handbook?’ ..... 7**

    Will this book help me make money? .....7

**What is Affiliate Marketing? ..... 10**

    What is a Tracking Link? ..... 12

**A Glossary of Affiliate Marketing Terms: ..... 16**

    Advertising/Affiliate Marketing Terms: ..... 19

**What You Need to Get Started with Affiliate Marketing:..... 21**

    Link Cloaking: Your new best friend ..... 22

**Features To Look For in an Affiliate Program: ..... 24**

    Payment Method: ..... 24

    Single product affiliate link: (Deep linking) ..... 25

    Custom link option: ..... 25

    Custom discount coupon code: ..... 26

    Email updates: ..... 27

    Affiliate stats and banners: ..... 27

**How To Select the Best Affiliate Product for Your Blog: ..... 29**

    Start with an Affiliate Marketplace:..... 30

    The Benefits of Affiliate Marketplaces:..... 31

    Join affiliate programs individually: ..... 33

    What is a “niche affiliate” product? ..... 35

**Top Affiliate Networks/Marketplaces ..... 37**

    ShareASale:..... 37

CJ.com (Commission Junction): ..... 38

Amazon’s Affiliate Program: ..... 38

**Art of Promoting an Affiliate Product On Your Blog: ..... 40**

    Review post:..... 40

    Blog post promotion:..... 41

    How-To Articles: ..... 42

    Use Coupon Codes:..... 42

    Use a WordPress Website & Trick to Increase Sales:..... 43

    Use Banners on the Sidebar (with clear call to action): ..... 44

**How Google Treats Affiliate Links For Search Engine Ranking ..... 46**

    How to Deal with Affiliate Links, SEO in WordPress: ..... 46

**How You Can Effectively Increase Affiliate Sales ..... 48**

    Build Up Your Reputation: Become an authority ..... 49

    Tell Your Audience What To Do Next: ..... 49

    Base Your Actions Around Conversion Rates: ..... 50

**How To Start Using ShareASale Affiliate Marketplace & Make Money ..... 51**

    What is ShareASale & How Does it Work? ..... 51

**How to Start Using Amazon Affiliate Program & Start Making Money ..... 56**

    How to Sign up for Amazon Affiliate program? ..... 56

    How to Create Affiliate Links as an Amazon Affiliate? ..... 57

        Step by step guide to creating Amazon affiliate link: ..... 57

    How To Use Geni.us To Make More Money From The Amazon Affiliate Program ..... 61

**Other Affiliate Marketplaces..... 71**

    ClickBank:..... 71

    JVZoo:..... 72

**Affiliate or AdSense: Which is Better? ..... 73**

    Should I continue using AdSense or remove it altogether? ..... 73

Things to know- AdSense vs. Affiliate Marketing: .....74

My Experiment of Replacing AdSense Ads with Affiliate Marketing: .....75

Can You Have Amazon Affiliate Ads and AdSense on the Same Page? .....76

**CPA Vs. Affiliate Marketing: The Beginner’s Guide To CPA Marketing ..... 79**

    How’s it different from affiliate marketing? .....79

    FAQ about CPA: ..... 80

**How To Start Making Money With Web-Hosting Affiliate Programs: ..... 84**

    Why Web-Hosting Affiliate Programs? ..... 85

    Hosting Discount Coupons: ..... 86

    Popular Web-Hosting Affiliate Programs: ..... 87

**List of Best Recurring Affiliate Programs: ..... 88**

    What is a recurring affiliate commission? ..... 88

    Best Affiliate Programs with Recurring Commissions: ..... 89

**FAQ About Affiliate Marketing: ..... 96**

## About The Author



Harsh Agrawal for *The Week* Magazine Photo Shoot.

Howdy Mate,

I'm Harsh Agrawal, and you will be spending the next few hours with me here in this eBook. I will be teaching you as much as I can about affiliate marketing, as a coach & as a friend.

So, before we do that, let me quickly give you my background & then we will start learning **everything** there is to know about affiliate marketing.

I'm one of those people who does just a few things, but I do them with a full heart. I love blogging & have always had a passion for making this world a better place since childhood. I never would have imagined in my wildest dreams that I would become a professional blogger. To be honest, until 2008, I didn't think it was *even possible* to earn money online.

I was awestruck when someone sent me **\$10 via PayPal** for a task I performed online. That changed everything. At least, my notion of earning money online was changed.

My online career started in 2006 with a popular Orkut community & in 2008 I started [ShoutMeLoud.com](http://ShoutMeLoud.com) (**SML**). In the last 8 years, it has grown to become *Asia's biggest blogging community (and one of the biggest in the world)*.

At ShoutMeLoud, **anyone** can learn **everything** there is to know about how to earn a passive income online and even how to make a *full-time career online*.

A great portion of this eBook is inspired from my earlier work on SML.

Some of the popular topics covered on SML are:

- Blogging Tips
- How to Make Money Online
- SEO Guides & Tutorials
- A-Z of WordPress
- Digital Marketing

Really, I'm just an ordinary guy who lives life to the fullest, loves travelling, and has a "happy-go-lucky" kind of lifestyle. I like to talk about things related to marketing, "Solopreneurship", and the art of living.

If you share similar qualities, feel free to [join me on Facebook](#).

In "The Affiliate Marketing Handbook", I have shared & compiled everything I have learned about affiliate marketing thus far. This book is *often updated* with new information & you are **entitled to get free updates** for all upcoming versions for the next one year.

# How to Use ‘The Affiliate Marketing Handbook?’

This eBook has been written for anyone who is just starting out or has an intermediate level of experience with affiliate marketing

If you have never tasted the sweetness of affiliate marketing, you will be learning *everything you need* to help you to get started. If you have made a few affiliate sales in the past, you should be able to increase your sales **substantially** if you pay close attention to all of the *hidden nuggets* I will share with you.

I will be helping you to understand everything there is to know about affiliate marketing along with important tips, tricks, and trade secrets.

You can read about these techniques, **but the most important thing is:**

- You **need** to start **practicing** these techniques **every day**.

## **First tip:**

*If you learn how to get more sales, you can **copy the same formula** for any product in any niche.*

*Cool, right?*

If you said, “Yes, Harsh, that’s pretty cool,” then you’re ready to get started & dive into the vast, deep sea of affiliate marketing.

So let’s do it!

## **Here’s the Big Question:**

## Will this book help me make money?

**Yes, it can!**

But only if you are *willing* to dedicate the next several days to fully testing it out. All I ask from you is to have **determination & patience** when implementing the strategies listed in this eBook.

Instead of comparing your work with others, you need to focus on comparing yourself to you! You will also be honing many of your skills in the coming days that will *help you to enjoy* everything that this eBook has to offer.

I have gotten a lot of feedback from this eBook & many readers have confirmed that, yes, “this eBook helped them make money”.

However, one thing that is also true, some readers *failed* to make money. The percentage of such users is much lower, but these people do exist.

The reason for their failure is because they’re thinking of affiliate marketing as a ‘**get rich quick**’ scheme.

I’m sorry to say, it’s not one of those.

Affiliate marketing is **certainly the right way** to earn *massive* income online, but it takes **time**, along with **dedication**, along with **consistency**, along with your **full and un-divided attention**.

But in the beginning, even *an hour a day* is good enough to help you get started. As long as that hour is spent productively, you will be learning more and more as time progresses.

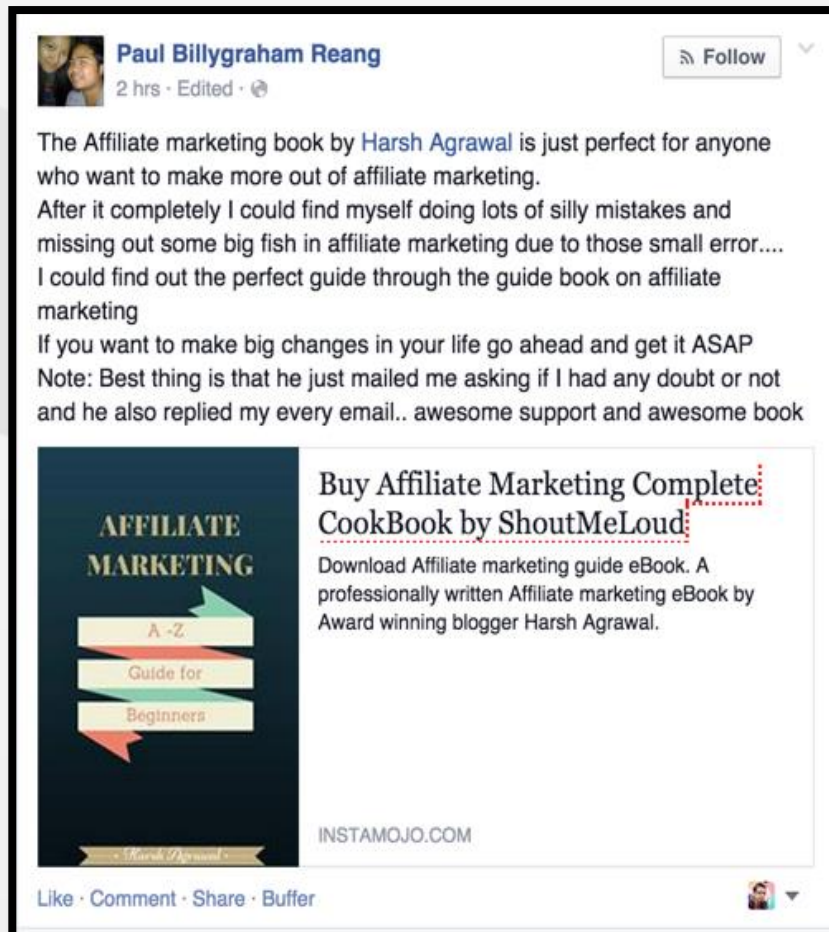
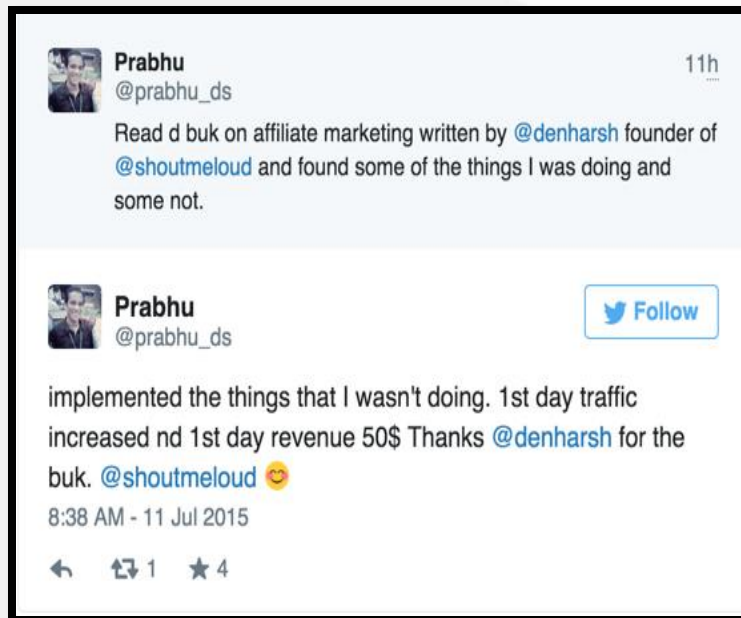
The more time you spend learning about affiliate marketing and its complementary skills (*like managing a virtual team*), the more it is **guaranteed** to be fruitful for you in coming days.

***But you will find that learning all of this is fun!***

There’s no need for head scratching because I will be helping you out with **detailed tutorials & guides** for complementing your learning. *I will also be sending you out emails for further understanding in the coming days.*

Before we start, to clear up doubt, check out what previous readers have said after applying the techniques mentioned in this eBook:





**Always remember: If one person can do it, you can do it too.**

Let's get started....

## What is Affiliate Marketing?

Affiliate marketing is the coolest way to earn money from blogging or online marketing. Once you have done the hard work, you will be earning money even when you are **sleeping** (or scuba diving in Bali).



From a technical perspective, here is the definition:

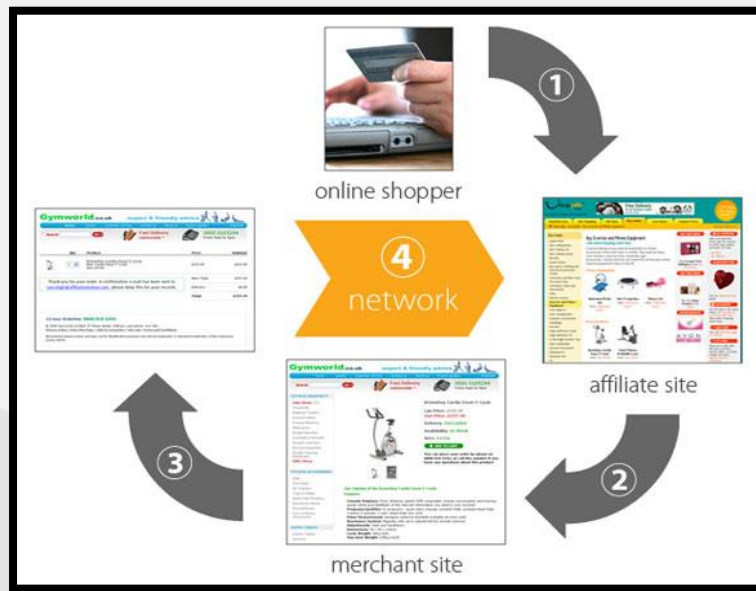
***Affiliate marketing is one of the oldest forms of marketing:***

***-Affiliates recommend products & when someone purchases those products, affiliates earn a portion of the sale.***

You have probably seen this business model in the real-estate business. In today's era, where almost everything is digital, the same form of business conducted online is called "affiliate marketing".

You can earn anywhere from \$1 to \$10,000 depending on what products you are promoting and recommending. The reason affiliate marketing is so lucrative is because once you have done the **basic work** of putting your content online, creating a system, driving traffic, etc., the money will keep flowing in.

I will discuss more on this later but for now, review this image to understand the basic model of affiliate marketing:



### From the image:

1. A shopper/reader clicks on a product link on **your website**.
2. They land on the **merchant's website**.
3. He/she purchases the product.
4. You earn a portion of that sale.

You must be thinking: *“How do companies know if the sale is coming from my link or from someone else’s link?”*

The answer:

- **A tracking link** (a.k.a *affiliate link*)

*Don’t get confused with the jargon just yet. “Tracking Link” is pretty simple.*

## What is a Tracking Link?

A tracking link is a **unique link** given to *only you* by the affiliate company or the product company. **This unique tracking link** is used to keep track of all the traffic you are sending (and sales you are making) via your website or other promotion channel.

A tracking link is like any other URL, but contains a **unique** string/parameter for your profile. When you join an affiliate program, you will get your tracking link from the affiliate dashboard.

Here are two examples of such tracking links:

- <https://www.tubebuddy.com/Shout>
- <http://click.tunnelbear.com/aff c?offer id=2&aff id=1314>

Yeah, I know, the 2<sup>nd</sup> tracking link in the above example **looks horrible & ugly**.

But don't worry, because **soon** you will learn how to make your *ugly links look pretty*.

These two links are **my affiliate links** for two different affiliate programs. When you join an affiliate program, you will get **your affiliate link**. All you need to do is promote those links by any method possible (legitimate methods only!) and when someone purchases the product, you will earn a commission.


When you sign up for an affiliate program, you will get a unique link similar to the examples above. Each link is personalized so the company can track your referrals.

For example:

**TubeBuddy.com/Shout** (*my unique affiliate link*)

**TubeBuddy.com/somekeyword** (*your unique link*)

*TubeBuddy has an affiliate program where they pay 30% of commission/sale. You can create a free account & [get your affiliate links from here](#).*

 Partner Dashboard

OVERVIEW

Overview Tips Assets Terms

Your Partner Link  
<https://www.tubebuddy.com/Shout>

Note: You can link to any specific page on tubebuddy.com by adding "?a=Shout"  
 For example <https://www.tubebuddy.com/pricing?a=Shout>

PayPal Email (so we can pay you)

SUMMARY

	Clicks	Installs	Purchases	Payments
2/1/2016	942	62	5	\$0.00
3/1/2016	1933	299	11	\$0.00
4/1/2016	2973	659	26	\$32.30
5/1/2016	3537	983	39	\$140.80
6/1/2016	588	172	3	\$395.05
7/1/2016				estimated \$854.25
8/1/2016				estimated \$497.53
Lifetime	9973	2175	84	\$568.15

Here's another question: *"What if companies don't pay or don't show a real sale as a sale?"*

Answer:

- Well, unfortunately that happens **a lot of the time** & this is why this guide will help you to learn how to avoid such situations and scam affiliate companies.

In an upcoming chapter, I will tell you about affiliate marketplaces where you can find **reliable companies**, which you can *trust* to form an authentic affiliate partnership.

**(Note:** Many old-fashioned affiliate programs, instead of using affiliate URLs, lets a buyer add the Email ID of referrals (i.e. you), which is also accounted for

*in affiliate sales. Obviously, this is not the best way to track progress. More on that later.)*

Alright, things get interesting from here:

There are **many ways** for you to join an affiliate program. In this eBook, I will discuss the *two most popular & effective* ways to join affiliate programs.

1. Joining an **affiliate marketplace**
2. Joining a **direct affiliate program**
  - a. (Tricks on finding such programs in a later chapter)

Websites that sell products online, such as Amazon, Shopify, GoPro, or any online service, *usually* offer an affiliate program. When you sign up for their affiliate program (*free*), you gain access to their affiliate dashboard & there you can find *your unique tracking link*.

In a later section of this eBook, I will share tricks to discover affiliate programs in **every niche**.

Here are some of the popular promotion methods used by affiliate marketers:

- Blogging or Content Marketing
- YouTube videos
- PPC Marketing (Facebook ads, AdWords ads)
- Buying paid traffic
- Email Marketing
- Creating a 'coupon & deals' website
- Creating Cashback websites like [CashKaro](#)

**Note: I have shared tricks to find more of these affiliate programs later in this eBook. Keep reading!**

Every affiliate program has their set Terms of Standards (TOS).

For example, many of them offer a **60-day cookie period**. That means if a visitor uses your affiliate link to land on a company's page and they don't buy anything immediately, they can buy the product within **the next 60 days** (on the same device) and you *will still earn the affiliate commission*.

You can read the technical description of [cookies here at Wikipedia](#).

**Another interesting thing to know:**

- You will get paid for *other product purchases*.

For example, if your reader goes to Amazon.com using your affiliate link & he/she purchases **another product which you haven't recommended**, you will still get the *same commission out of that sale*.

This is yet *another reason* that affiliate marketing is so lucrative.

**Pro Tip:** Most companies *require* you to have a blog or a website for becoming their affiliate partner. This helps them to get serious people, and helps you because having your own blog/website is **one of the best ways** to make an affiliate sale.

You can get the [ShoutMeLoud WordPress eBook](#) to learn how to set up your blog/website yourself without paying money to hire a developer.

## A Glossary of Affiliate Marketing Terms:

Now, let's understand some of the common terminologies in the affiliate marketing industry. You will be reading & hearing these words **every time** you learn *anything* about “Affiliate Marketing” or “Digital Marketing”.

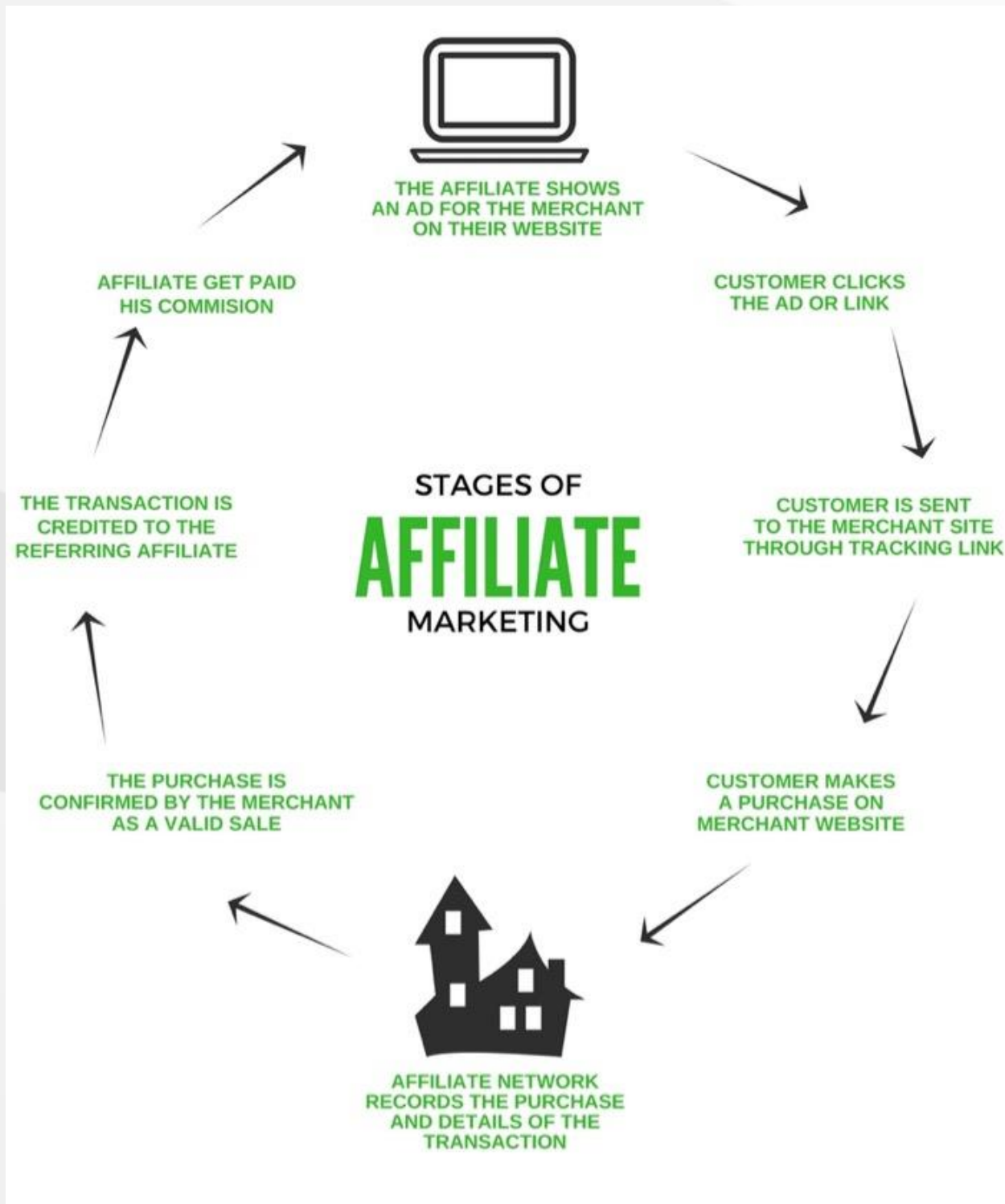
- **Affiliates:** Publishers (like you and me) who join an affiliate program.
- **Affiliate Marketplace:** This is a marketplace where you can find numerous companies offering affiliate programs for their product(s). There are many marketplaces (like [ShareASale](#), [Commission Junction](#), [JvZoo](#), [ClickBank](#), etc.), which work as a central database for affiliate programs in different niches. **This one is important**, as using the above sites will help you find affiliate programs for your niche. I have detailed more about the above mentioned marketplaces in a further section of this “Affiliate Marketing Handbook”
- **Affiliate Software:** Software used by companies to create an in-house affiliate program for their product. This is not so important at this stage, but it's good to know about. Ex: [iDevaffiliate](#), HasOffers.
- **Affiliate Link:** Unique tracking link offered by your affiliate program to track the progress of your affiliate promotion. (We have already discussed this term earlier.)
- **Affiliate ID:** This is similar to an affiliate link, but a little different. In some cases, many affiliate programs offer a “unique ID” which you can then **add to any page of the product site** (example: [productpage.com/AffiliateID](#)).
- **Payment Mode/Method:** Different affiliate programs offer different methods of payment. Common payment modes include: Check, Wire transfer, PayPal, Payoneer, and many others.
  - **PayPal:** This is **most common** payment method to receiving affiliate earnings. You need to create a PayPal account if you don't already have one. You [can follow this guide](#) to create your account. Companies will send you payment to PayPal & from PayPal it will be transferred to your bank account.
  - **Payoneer:** This is another payment program that you will be using to receive affiliate commissions. Payoneer offers a Master



Card and you can use it as a **debit card**. You can also transfer money from Payoneer to your bank account. [You can join Payoneer here](#).

- **Wire transfer:** Many companies offer direct deposit & whenever possible, you should prefer this method as this will *save you a lot of money*. When you use PayPal or Payoneer, you will be paying a small amount as a service charge. With wire transfer (ACH), you will **not be paying any service fees**.
- **Check:** I know it's funny to hear that some companies do not offer digital payment. One of these companies, [Aweber](#) (popular email-marketing system), offers affiliate payment via paper check only. I personally find this stupid, but at times, we can't do much but follow the company's guidelines to get paid.
- **Affiliate Manager:** When you join an affiliate program (directly or using a marketplace), there is always an affiliate manager associated with it. Affiliate managers are *central to many things*. **You should always build a good relationship with your affiliate managers**. They will help you to get increased commissions and give you a heads-up about new offers.
- **Commission Percentage/Amount:** The amount or percentage of commission you will be getting for every sale via your affiliate link. Many companies offer fixed percentages of the sale amount (Ex: 30%) & many others offer fixed rates per sale (Ex: \$25).
- **Two Tier Affiliate Marketing:** This is a great way of making money from an affiliate program. In this, you *recommend others* to join a particular affiliate program, and you will get a *commission when your sub-affiliates make sales*. This is like MLM (multi-level marketing), but in a **totally legit way**. This is also popularly known as **Sub-Affiliate Commissions**.
- **Landing Page:** A unique product sales or demo page which is used to increase sales. The purpose of the landing page is to direct **traffic to take a desired action**. It could be as simple as *subscribing to your email newsletter* or *buying a product*. You can learn more when I finish my next eBook on email marketing, but for now you need to know that *landing pages are very useful*. You can use software like [LeadPages](#) to create a professional landing page.

- **Custom/Special Affiliate Offer:** Many companies usually have special offers for their affiliate partners who are giving them a good amount of sales. These affiliates are called “**Super Affiliates**”. You should focus on being one of them.
- **Link Cloaking:** Most affiliate tracking links are ugly. Link cloaking allows you to turn ugly looking links into easily readable and attractive links. I have shared the *complete tutorial* on link cloaking in a later part of this eBook.
- **Custom Coupons:** Many programs let affiliates create custom coupons, which is *also used to track sales*. Also, custom discount coupons help you *increase* affiliate sales. If you are giving a good number of sales to any particular merchant, you can always ask affiliate managers to give you an **exclusive coupon code**. This also helps in the *branding* of your service/blog/website.



## Advertising/Affiliate Marketing Terms:

In the below section you will learn some *more terms* which are related to advertising within the affiliate industry.

Understanding these terms will help you to pick the **right affiliate offers** from various networks.

- **EPC (earning per click):** This is calculated by taking the amount of clicks divided by the commission earned.
- **CPC (cost per click):** The *actual price* you pay per click. This is a common term when running PPC campaigns using AdWords or Facebook advertising.
- **CR (conversion rate):** Conversions divided by clicks. This gives you an idea of how your ad campaigns are performing.

***Note: An online company gets benefit from an affiliate program, as this is one of the best ways to get free promotion and save on advertising.***

*It also benefits the affiliate.*

Whenever you see coupons or discounted products offered via links, most of the time, these links are affiliate links. When you make a purchase, webmasters make money.

It's a win-win-win scenario!

Don't be shy to use other's affiliate links, as they have worked hard to educate you on something. By using their affiliate link, **you are rewarding them**. You will understand this better once you start working on content generation & educating your audience.

## What You Need to Get Started with Affiliate Marketing:

I will now share with you all the important topics to become a **master of affiliate marketing**. But first, let's take some *baby steps* which will help you to get the basics down right from start.

One can begin affiliate marketing using any form of digital marketing.

Examples of affiliate websites:

- Blog which educates readers
- Coupon based site
- Product comparison site
- Niche Amazon site (designed specifically for Amazon affiliate earnings)

Other techniques:

- PPC marketing (via Facebook ads or Google AdWords)
- Email marketing
  - typically used with blogging or PPC but can be done separately

***Note: These are some popular methods used by affiliate marketers. Do remember, it's not limited to only what's listed above. Once you master this course, you are free to discover your own mediums for affiliate marketing.***

I prefer educating users & recommending products **that I personally use** or have used in the past. Once you have learned the in's & out's of affiliate marketing, you can use any of the ways mentioned above (or many other ways) to start making money.

Typically, **I suggest blogging** because you will not only be making money, you will also be *making a name for yourself*. That's more of my personal choice, but whatever method you use is ultimately a decision you should be completely happy with.

**Tips for non-writers:**

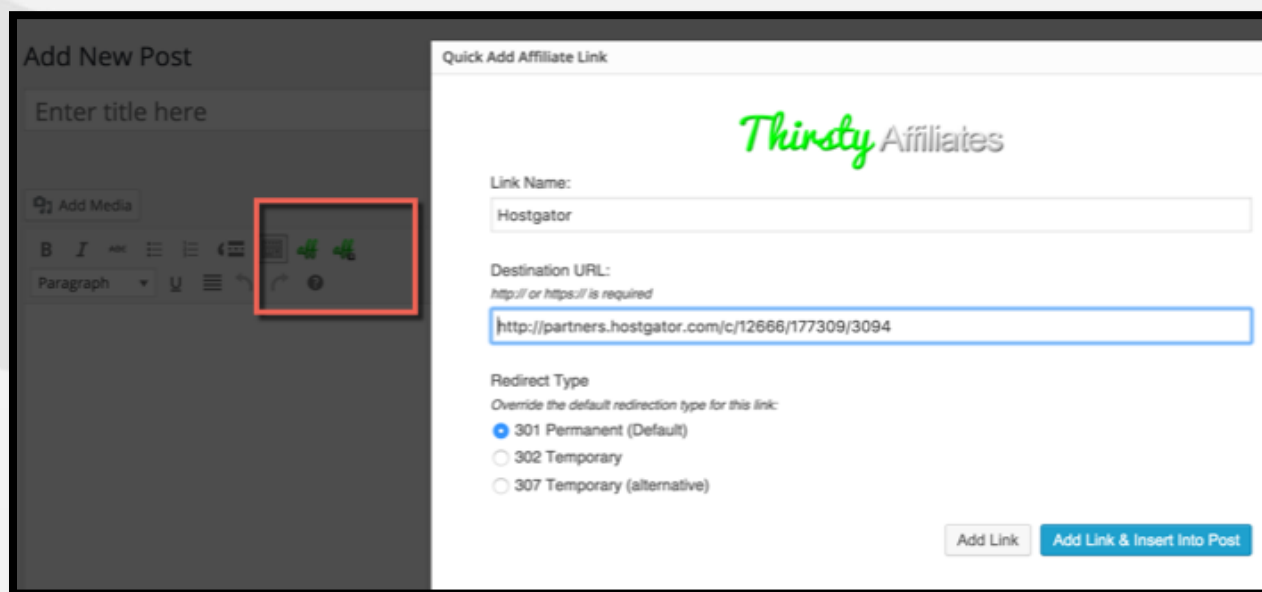
If you are not into content writing, you should consider using other forms of promotional methods other than blogging.

But if you want to create a blog and don't want to write, a good work around is **hiring a content writer** from sites like [ContentMart](#), [TextBroker](#) or [PeoplePerHour](#).

My only suggestion is **don't promote anything that you would not recommend to your loved ones**. Ex: *Sketchy poker site or untested health related products*.

Again, this is a decision you need to make based on your own moral conscience.

## Link Cloaking: Your new best friend



Link cloaking, in simple words, means making long affiliate URLs into shorter and prettier ones. We do this for multiple reasons.

**Ugly URL into Pretty URL:**

Usually affiliate links you get from your affiliate programs are pretty ugly. They are usually a long strand of numbers, letters, and symbols. Link cloaking turns these long, confusing, ugly links into short, concise, good-looking links.

This technique can also add your brand name into the URL which makes it more trustworthy and further brands you as a reputable source.

Here's an example:

***Affiliate URL:***

<http://www.semrush.com/billing/offers/buy/4kprox41?promo=SHOUTMELOU D-R4EQ4OIZ>

***Affiliate Cloaked URL:***

<http://affiliatemarketing.buzz/go/SEMRUSH/>

**Search Engine Ranking:**

One of the major concerns with affiliate marketers is search engine ranking. Most affiliate marketers miss out on optimizing their blog and fail to ensure that their blog is SEO friendly.

*Cloaking your URLs helps optimize your site.*

**Changing Future URLs:**

At times, your product company may change their affiliate software which requires you to change your affiliate URLs *everywhere*. When you are using a link cloaking solution, you can change ***all URLs with a single click***.

- ***Pro Tip:*** Whenever I add a link to any product which doesn't yet have an affiliate program, I still **cloak the normal URL** so that in the future I can easily update the URL with an affiliate link when it becomes available. *Just using this technique helped me earn thousands of dollars extra/month.*

**Affiliate URLs are banned on many sites:**

On many popular sites such as Facebook, or even using PPC on Google, affiliate URLs are **banned**. Link cloaking helps you eradicate this issue.

**Links to Link Cloaking:**

- If you are using the WordPress platform for your blog or website, you can use this popular plugin: [ThirstyAffiliate WordPress plugin](#).
- For any other platform you [can use the Geni.us website](#).

## Features To Look For in an Affiliate Program:

In the past 8 years, I have been an affiliate with **almost 90 direct affiliate programs**. Every one of them is different in their own way.

They all differ in affiliate policies, payouts, commissions, and *their affinity towards affiliates* like you & me.

I'm going to list down some of the features that will make your affiliate journey easier.

If you are joining a direct affiliate program & any of the below listed features are not available, you can always **ask your affiliate manager** to add the feature.

Let's start with #1.

### Payment Method:

When you are starting out with affiliate marketing, I suggest you ignore all the fancy features, **and focus on payment method**.

**This is particularly true in Asian countries, where many users have shown concerns due to the limited functionalities of popular services like PayPal and [Payoneer](#).**

You should ensure that the company offers a payment method that you can use to receive payment. In some situations, payment via check may be recommended.

- **Pro Tip:** If PayPal or Payoneer is the *only way* to receive payment, you should partner with another blogger or online marketer (who is trustworthy) & ask them to receive payment on your behalf in return for a 10-15% commission.

### Tasks for this section:

1. Create a [PayPal account](#) if you don't have one.
2. Create a [Payoneer account](#) if you don't have one.
3. Create a bank account in your city which accepts payment in different



currencies. Once you have that bank account, you can use [Evernote](#) (or any other note taking app) to keep the following information handy:

- Name:
- Account number:
- Bank Name:
- Address:

***Update: Most companies including (Amazon, CJ.com, ShareASale) now offer direct bank deposit.***

## Single product affiliate link: (Deep linking)

Imagine you sign up for an affiliate program with a lot of products and you can't find a *direct affiliate link* to an individual product. This could be very annoying for you.

*It's important for every affiliate program to offer individual links to specific products.*

If a possible buyer lands on a homepage instead of a product sales page, most likely they will move somewhere else. Do you want to lose a sale just because of one little feature? Most of the affiliate programs in 2016 have this feature, but in case it's not there, reach out to your affiliate manager and request it.

## Custom link option:

Following up from the above point, pricing pages would not be considered a "product page". But sometimes, in order to **showcase the product** (as on a blog or review site), you might *want to link to a pricing page*. Using a direct link in this case will be a **big mistake** and will cause you to lose out on a lot of potential sales.

How about an option to create a **custom link** for **any page** using your affiliate URL?

This feature is something which the [Elegant Themes affiliate program](#) offers. (See below screenshot for clarity)

## Alternate Incoming Page Links

**Option 1: Automated Link Creation**

Define your own incoming traffic page by entering the URL you want to use. Using this feature will create a shorter link for you to use with the URL entered in our database.

Clicking on create my link will generate affiliate link for elegantthemes.com/features page. Notice the #1, that's one such link to page of our choice

---

## Custom discount coupon code:

Discount coupon codes are **one of the best** methods to promoting *any product*, as it **encourages** sales. Most affiliate programs, especially hosting affiliates, offer discount coupons. You can always use *their* code, but wouldn't it be better to create your **own branded discount coupon code**?

For example, here's a custom discount coupon code for my HostGator Hosting affiliate account: **SHOUTMELOUD30 (for 30% off)**

(This discount code helps me to get about \$520/month in extra affiliate sales.)

Apart from offering discounts, such coupon codes help in branding. Very few affiliate products offer an option to create custom discount coupons, but an option like this is **incredibly useful** for affiliate marketers like us. Don't you agree?

- **Pro Tip:** If you are referring more than 2 sales a month, you should ask your program's affiliate manager to create an exclusive coupon for you.

Some affiliate managers are **really nice people** and will even provide you with a *custom landing page*.

You can see an [example here](#) where HostGator created a specific landing page for ShoutMeLoud.



## Email updates:

So now you are a part of one of the top selling products as an affiliate promoter and the company is currently running a **great deal or offer** which nobody can refuse.

But you only got to know about it after 10 other bloggers have already written about it and the promotion is coming to an end.

***Make sure you are subscribed to the product affiliate newsletter or ping the affiliate manager to add you to the affiliate email list.***

Alternatively, you should also *subscribe to product updates*, FB pages, Twitter pages, or any other ways in which you can stay updated with the latest happenings about the product.

## Affiliate stats and banners:

So you just joined an affiliate program.

You log into your affiliate console area and you realize that there is **nothing** apart from your affiliate link and an “edit profile” option.

You can't track how many hits you are sending to them or which page or promotional method is working best for you.

Moreover, there is no offering of any promotional banners or links.

### **How annoying!**

For me, I might refuse to work with such affiliate programs and will find another similar (and equally good) product. ***Having a fully-fledged affiliate panel is important for any successful affiliate program.***

***Note: At times when a new product is launched, integrating affiliate programs can be a challenge for companies. They will give you a unique link but can't provide an affiliate dashboard. Sometime it's OK to make an exception & let the sales flow naturally.***

***The only thing that I wouldn't do here is pro-actively promote the product. After all, I'm unsure if I'll be getting paid for my efforts.***

## How To Select the Best Affiliate Product for Your Blog:

To be a successful affiliate marketer, you need to pick, and promote, the **right product** on your blog.

76% of newbie affiliate marketers fail to earn *any money* from affiliate marketing because they *never pick the right product* to promote.

Having success in affiliate marketing is not easy, but it's also not that hard. You need to be persistent, consistent, and have a **proper marketing plan**. If you do these three things, you **will be successful** in affiliate marketing.

Some of the factors that define whether you succeed or fail are:

- *What affiliate products you are promoting?*
- *What medium you are using to promote them?*
- *How good is your sales funnel?*
- *Are you targeting the right audience?*
- *Do you have a plan or are you working on a 'hit or miss' strategy?*

The reason ***why I've earned millions*** from affiliate marketing is because I only promote products that I have personally tested and used. There was a time when I promoted things without testing them. These products were not good and after *many* bad reviews, **my brand suffered**. I was lucky that this happened at the initial stage, but I had to learn this lesson the hard way.

As I mentioned earlier, I use the “education method” in order to make my living online. It's time consuming, but at the same **it's safe** & the rewards are *more consistent* and *stay consistent* for longer periods.

Writing how-to guides & tutorials definitely helps in promotion. It doesn't matter if you are the **creator or curator**, as long as you are ensuring that your target audience uses your affiliate links to purchase a product.

Soon, I will share the tricks that I personally follow to choose **only the best** products to promote.

Before we move ahead, let's recap some things we have learned in earlier sections:

- **Affiliate marketplace:** This is a marketplace where companies list their product(s) & as an affiliate, you can select which products you want to promote. Here you will see all the stats like *overall conversion rate* of a product, *how much the payout is*, and other data-based details that help you pick the best products to promote.
- **Native/In-house Affiliate program:** Many products have a native affiliate program. Recall the example of TubeBuddy in the first section of this eBook; that TubeBuddy program is an example of a **native affiliate program**.

Usually, it's beneficial to join an affiliate program via an **affiliate marketplace**, as their *tracking mechanisms are pretty strong*. You can also easily reach the minimum payout by promoting *multiple products* from the same marketplace.


By using a **quality marketplace**, *you lower down the chances of being cheated*.

## Start with an Affiliate Marketplace:

Also, the best place to **start hunting for affiliate products** is in a marketplace (like [ShareASale](#) or [Commission Junction](#)). Depending on your niche, you can find really good affiliate products to promote.

Most of these affiliate marketplaces have sections which show their most popular affiliate products.

On the next page you can see a screenshot from the ShareASale affiliate marketplace, which shows the top 100 hottest selling products:

**Merchant Search**  **Network Breakdown**  
 All Programs [ 4244 ] Pay-Per-Sale [ 4130 ] Pay-Per-Lead [ 278 ] Pay-Per-Click [ 0 ]

Results Keyword Advanced Search Browse By Category


---

**Basics** Commission Cookie Details

**Top 100 PowerRank**

**Checks Unlimited**  
 www.checksunlimited.com  
 Financial  
 ID: 8684 Active on: 12/12/2005  
[\[ JOIN PROGRAM \]](#)  
 + add to basket

20.00% Per Sale  
 120 Days




	EPC	Reversal	Ave. Sale	Ave. Comm
7 Day	\$182.32	2.87 %	\$34.96	\$6.25
30 Day	\$206.91	0.61 %	\$36.73	\$7.08

---

**Top 100 PowerRank**

**Deluxe Business Products**  
 www.deluxe.com/shop  
 Business  
 ID: 22559 Active on: 07/20/2009  
[\[ JOIN PROGRAM \]](#)  
 + add to basket

20.00% Per Sale  
 60 Days  
 10-30% product based




	EPC	Reversal	Ave. Sale	Ave. Comm
7 Day	\$454.50	0.00 %	\$179.37	\$26.31
30 Day	\$442.64	0.15 %	\$191.33	\$27.52

---

**Top 100 PowerRank**

**Zulily**  
 www.zulily.com/  
 Clothing , Family  
 ID: 46950 Active on: 05/07/2013  
[\[ JOIN PROGRAM \]](#)  
 + add to basket

10.00% Per Sale  
 30 Days




	EPC	Reversal	Ave. Sale	Ave. Comm
7 Day	\$22.27	0.00 %	\$51.73	\$1.46
30 Day	\$31.09	0.14 %	\$55.39	\$1.86

---

**Top 100 PowerRank**

**Gymboree, Crazy 8 & Janie and Jack**  
 www.gymboree.com  
 Accessories , Clothing  
 ID: 46239 Active on: 05/09/2013  
[\[ JOIN PROGRAM \]](#)  
 + add to basket

8% Per Sale, Store Based  
 30 Days  
 View store list.



	EPC	Reversal	Ave. Sale	Ave. Comm
7 Day	\$38.52	0.02 %	\$57.86	\$2.47
30 Day	\$45.46	3.64 %	\$71.97	\$3.13


---

**More From This Merchant**

**Top 100 PowerRank**

**Lulus.com**  
 www.lulus.com  
 Clothing  
 ID: 9953 Active on: 05/11/2006  
[\[ JOIN PROGRAM \]](#)  
 + add to basket

7.00% Per Sale  
 30 Days



	EPC	Reversal	Ave. Sale	Ave. Comm
7 Day	\$62.25	0.00 %	\$111.18	\$3.94
30 Day	\$42.38	22.63 %	\$106.74	\$2.68

Remember, every marketplace has a **different set of features** and layout structure. Soon I will be launching a membership site where you can get your hands on **videos for every popular affiliate marketplace**. For now, [ShareASale](#) is one affiliate marketplace that you should definitely join ASAP!

## The Benefits of Affiliate Marketplaces:

Affiliate Marketplaces have many benefits. Here's a quick overview.

### **All the niches in one place:**

One of the major problems we face as an affiliate is finding an affiliate program that aligns with our niche. In any affiliate marketplace, you can find **many affiliate programs in various categories & niches**.

### **Easy to reach minimum payout:**

When you sign-up for an affiliate program directly (in-house affiliate program), the biggest challenge is to reach the minimum payout. In an affiliate marketplace, your minimum payout is the **sum of all the affiliate programs** that you are promoting. For a beginner, it's *much easier* to reach the minimum payout in a marketplace.

### **Less chances of affiliate sale frauds:**

In the past, when I joined the affiliate program of a popular online company (HostGator) with their in-house affiliate software, it was a disaster. ***I had no choice but to blog about it.***

I wrote a blog post & also made a video on YouTube.

HostGator's people didn't like me making this information public, but eventually they *understood the problem* & moved their program to **ImpactRadius**, which offers better tracking.

At times, direct affiliate programs cannot track sales due to improper configurations of their affiliate software, a new affiliate manager, or maybe some of **them just don't want to pay you**.

With an affiliate marketplace, you don't have to worry about this problem. Their tracking mechanisms are **excellent** & you will be paid for your hard (& not so hard) work.

Examples of Affiliate Marketplace: ShareASale, Amazon, Commission Junction etc.



**If a product is not listed in the affiliate marketplace, you can directly search for that particular affiliate program. Let me explain you how:**

## Join affiliate programs individually:

Most online products have their *own* **in-house affiliate programs**. One such example is the [DreamHost affiliate program](#).

All you need to do is find the hottest selling products in your niche and find the opportunity to market these products.

For example, if you run a blog about dogs, you can try to find an affiliate program related to **dog food** or **dog care**.

To find these companies, you can simply use Google search with the following query:

**“site:domain.com affiliate” or “(product name) + affiliate program + Country”.**

Examples:

- WordPress (Product name) + Affiliate Program
- Fashion (Niche) + Affiliate Program
- Fashion (Niche) + Affiliate Program + Country
- Site:dreamhost.com (Domain.com) + Affiliate

**You can see an example of one such Google search on the next page:**

fashion + affiliate Program + United States

All Maps News Images Videos More Search tools

About 39,80,000 results (0.99 seconds)

**Affiliate Programme | MATCHESFASHION.COM US**  
[www.matchesfashion.com/us/affiliates](http://www.matchesfashion.com/us/affiliates)  
 Calling all fashion-centric websites: join our exclusive affiliate programme. Signing up is simple and free, and as a member of the programme, you can earn ...

**Join our Affiliate Program today at REVOLVE - Revolve Clothing**  
[www.revolve.com/affiliate](http://www.revolve.com/affiliate)  
 Sign up to join our affiliate program today for free at REVOLVE. ... ALLOW US TO REINTRODUCE OURSELVES. REVOLVECLOTHING.COM IS NOW REVOLVE ...

**Affiliate Program - Shopbop**  
<https://www.shopbop.com/ci/aboutshopbop/shopbop-affiliate-program.html>  
 We are looking for top fashion-forward websites to join the Shopbop affiliate ... Prime shipping benefits in the U.S. for Amazon Prime members; Top quality ...

**The Guide to Affiliate Companies Every Fashion Blogger Must Know ...**  
[heartifb.com/2013/.../the-guide-affiliate-companies-every-fashion-blogger-must-kno...](http://heartifb.com/2013/.../the-guide-affiliate-companies-every-fashion-blogger-must-kno...)  
 Aug 6, 2013 - Etsy is on an affiliate program (both US and Canada). ... They have a lot of travel type programs but for fashion bloggers Etsy is the best.

**Affiliate Program - End**  
[www.endclothing.com/us/affiliate-program/](http://www.endclothing.com/us/affiliate-program/)  
 United States .... We are looking to partner with forward-thinking lifestyle and fashion websites, ... The affiliate program is hosted by Rakuten Affiliate Marketing.

**Clothing and Accessories Affiliate Programs | FlexOffers.com**  
[www.flexoffers.com/affiliate-programs/clothing/](http://www.flexoffers.com/affiliate-programs/clothing/)  
 Sportswear, swimwear, fashion accessories and shoes. ... The Teko Socks US affiliate program makes available heavy duty mountaineering quality socks to ...

These are manual searches, of course, but this works in *most cases*, especially when you are in a **niche** where it is difficult to find an affiliate product on a marketplace.

## What is a “niche affiliate” product?

You must have noticed that I have used the phrase “niche product” multiple times in this eBook so far.

Let’s dive deep into this:

A **niche affiliate product** means a product *based* on your blog’s topics and your blog’s readers. Suppose you run a blog about health (i.e. ‘the health niche’), you should be promoting a product *related to health* on your blog.

My advice for you is to **select the best selling products** in your niche and start **writing about them**. It will help you drive traffic and *boost your conversion rates*.

The *difference between successful and failed affiliate campaigns* are determined by **conversion rates**.

If you are getting 100 or so clicks on your affiliate campaign but a 0% or 1% conversion rate, you need to re-think your strategy.

### **One big mistake:**

The most common mistake a newbie affiliate marketer makes is **spending hours of time** promoting a *low quality* product. With this approach, a marketer fails before even getting started.

- **Pro Tip: Don’t make this classic mistake!**

What you can do instead is spend *quality time* **learning** about the product.

- Test it out yourself or read reviews by experts or authority bloggers.
- Review the previous products launched by the company.
- Take time in **finding the right product to promote**.

Don’t fall into the trap of marketers who will promise tons of money and ultimately don’t pay anything.

- **Pro Tip:** Sign up for a free-trial of the product if it's available, or ask the product owner to give you a review/sample piece. The latter technique is popular among fashion & gadget bloggers.

In a worst-case scenario, you can **buy and use the product** to come up with an educated review.

**Note: 60% of my affiliate sales come from reviews & tutorials related to the product.**

When you are signing up for *any affiliate program*, here are the features that you should pay attention to:

- Available banners
- Promotional materials
- Affiliate control panel
- Minimum payout
- Payment method
- Tax form requirements

#### **Things to keep in mind:**

- Don't *limit yourself* to a specific network or program
- Some products may not have an affiliate program today, but it doesn't mean they will not have one later. Last year I used a growth hack method to earn **\$1,200 in one month from affiliate marketing**. This trick is perfect for anyone with an existing blog. [You can read about it & watch the video here.](#)

These things will help you to decide if you are ready to promote this product.

Suppose you select a seasonal product, and its minimum payout is \$1000. Are you sure you are going to get that many conversions in an off-season?

**Bonus Tip:** Associating with famous brands will be an added advantage to your affiliate marketing campaign.

## Top Affiliate Networks/Marketplaces

So now you understand **the features and benefits of joining an affiliate marketplace**. Let's look at **the best affiliate networks** that you can join today & start making money.

These networks are placed in order of my personal preferences & the ones that are working out the best for me. Some of them may have limited affiliate programs to promote, but don't **discard any based on that** criteria alone. The reason being:

- *you only need one **great** product* to promote in order to earn thousands of dollars (..if not millions).

### ShareASale:

If you have attended an affiliate summit or watched affiliate summit videos, you might already know about them. This affiliate network was founded in 2000 & since then, it has paid out **millions of dollars** to their affiliates. They have a great list of affiliate programs for all types of niches.

Even though their interface is not as modern as others, you will have no problem understanding it.

ShareASale makes it easy for you to get started with affiliate marketing. If you want to know how a company offers an affiliate program on ShareASale, you should read their marketing guide. This will give you a kind of “backstage view” of the other side of affiliate marketing.

You can join the ShareASale program now & it usually takes 2-3 working days to get approval.

[Join ShareAsale Affiliate network](#)

## CJ.com (Commission Junction):

CJ is one of the **oldest & most popular** affiliate marketplaces out there. You will **find tons of affiliate products** in all niche types. I use (and have been using) CJ for a few selected affiliate programs for many years.

This is one marketplace where you should be.

[Join CJ.com](#)

## Amazon's Affiliate Program:

Amazon has an affiliate program that you can join for free.

Since Amazon is a trusted place & they have **tons of products** from all niche types, the Amazon affiliate program can help you generate **more than a decent income**.

[Join Amazon's Affiliate Program](#)

[Learn how to create affiliate link on Amazon](#)

## ClickBank:

ClickBank is another very popular marketplace for affiliate marketers. Here you will find **tons of offers** which you can join & promote.

I will share more about ClickBank in a later section.

[Join ClickBank](#)

## Find affiliate offers using affiliate search engine:

This particular trick will *save you so much time & **very few people know about this***.

[Use oDigger](#) or [Offervault](#) to find affiliate offers:

The screenshot shows a search results page for 'relationship' on an affiliate marketplace. The search bar contains 'relationship' and 'All Networks'. The results are displayed in a table with columns for Preview, Name, Payout, Type, Network, Category, and Added. The table lists various offers from different networks, including ClickBank, SpicyDesires.com, NaughtyDate.com, Match.com, StayGo, 420 Matcher Dating, and Love4Porn. The offers vary in payout (e.g., \$3.50, \$4.00, \$0.66, \$0.15, \$0.20, \$0.95, \$0.80, \$5.04, \$0.13, \$2.80, \$0.16, \$3.40, \$0.21, \$5.00) and type (e.g., cpl, cpa). The table also includes filters for Networks, Payout Types, Countries, and Categories.

Preview	Name	Payout	Type	Network	Category	Added
	Sponsored SpicyDesires.com US PPL (DOI)	\$3.50	cpl	Together Networks	Dating	Oct 02
	Sponsored NaughtyDate.com IE PPL (DOI)	\$4.00	cpl	Together Networks	Dating	Oct 02
	Match.com iOS CPI (US)	\$0.66	cpa	Adwool		Jun 02
	StayGo - Find out faster - Android - US - Incent OK	\$0.15	cpa	Rainy Day Marketing		Jun 02
	StayGo - Find out faster - iOS - US - Incent OK	\$0.20	cpa	Rainy Day Marketing		Jun 02
	Match.com iOS CPI (US)	\$0.95	cpa	Alligrand		Jun 02
	Match.com Android CPI (US)	\$0.80	cpa	Alligrand		Jun 02
	420 Matcher Dating (US)	\$5.04	cpa	Global FastAds		Jun 01
	StayGo (Android 4.1+) US - Incent	\$0.13	cpa	AppAve Network	Lifestyle	May 30
	Bridge of Love - Russian Dating (NTL)	\$2.80	cpa	AdsMain	Dating	May 28
	US - StayGo - Find out faster - Android - Incent	\$0.16	cpa	Mobaloo		May 27
	ChristianCafe Desktop	\$3.40	cpa	401ads		May 27
	US - StayGo - Find out faster - Incent - CPI - iOS - Incent	\$0.21	cpa	Mobaloo		May 26
	Love4Porn - VOD Mobile Paysite (NL)	\$5.00	cpa	Global FastAds		May 25

You can use either of these two sites to find affiliate offers in *any niche*. They are like search engines for finding affiliate offers. They are *very useful* when you are working on a **new niche** & looking for high converting offers.

Affiliate marketplaces are the **best places to start**. You can browse your niche in these marketplaces and see top performing affiliate programs.

Alternatively, many **niche-based forums** are a *great place* to find new products to promote.

- **Pro Tip:** You should keep an eye on blogs in your niche and see which product(s) they are promoting and what methods they are using for promotion.

Tasks for this section: (Only for those who currently have a functional blog or a website)

1. [Create an account on ShareASale](#)
2. [Create an account on CJ.com](#)
3. [Create an account on the Amazon affiliate program](#)
4. [Create an account on ClickBank](#)

# Art of Promoting an Affiliate Product On Your Blog:

One of these days you're going to have to implement what you have learned & start promoting products.

Now, is the perfect time to get into action mode & learn the art of promoting a product on your blog.

Do remember, there are other ways of promotions (like PPC marketing, [Email marketing](#), etc).

But for now, I will be focusing on promoting via blogs, and later on you can use *any other method* to **quadruple** (new word!) your earnings.

At the end of this chapter, I will also be sharing **one mistake** which *many innocent affiliate marketers are making & how to fix that mistake*.

To start, let's learn the art of affiliate product promotion using your own blog.

## Review post:

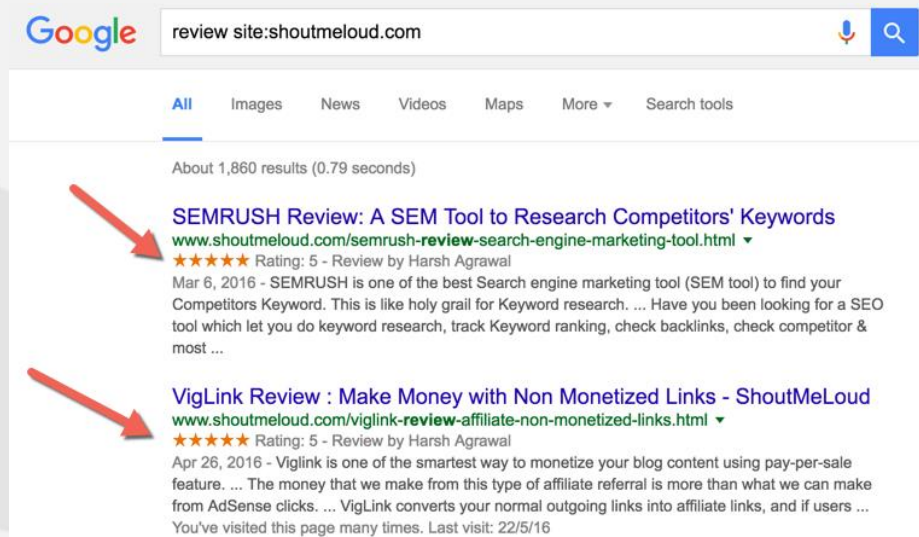
Nothing beats a killer review post about a product to drive conversions via your affiliate link. A review article **introduces the product** to your blog readers, and at the same time, your opinions and experiences will help them to understand why they should be buying it.

There are a few things that you should *always remember* when writing a review post for your affiliate product:

- Reviews should be **honest**. Most of the time, people just focus on pros of the product and *ignore the cons*. An honest review should **show both the sides of the coin**.
- If you don't like writing, you can always hire a good writer to do the writing work for you. At the same time, you can take care of all other aspects of your online business.
- Don't forget to add product images.



- Write a review in a personal tone (first or second person). You will connect much faster with your audience. Remember, the person reading the review is *only one person*.
- Again, **pick a product that you are using or are likely to use for yourself**.
- Take advantage of **star ratings** in search engines to get a higher CTR for your reviews. You can use [WPRich Snippets Plugin](#) to add star ratings on your blog posts. Your results in SERPs will look like the below image:



## Blog post promotion:

A good technique is to use affiliate links inside your blog posts and then promote those posts. For this, you should always write **highly targeted posts**.

For example, write an article in a way that a user will be searching for **right before** they make a decision to buy something. Write posts based on a *buying-intent keyword*.

This will increase your sales by **at least 200%**.

Examples:

- Best [product name] (online)
- Best [product name] site

- Best [product name] website
- Best + product type + in (current year).
- Discount [product name]
- [Product name] coupon
- [Product name] coupon code
- [Product name] discount
- Buy [Product name]
- Buy [Product name] online etc.

Specific Post Title Examples:

- Which GoPro camera model should you buy for shooting underwater?
- How to save money on international flight bookings to Cancun?

Which brings us to....

## How-To Articles:

A DIY kind of article **always** works great for affiliate product promotion.

If your product is technical or needs instructions to use it, you can write a tutorial guide on how to use it properly.

Such tutorials are not only handy, but it will also help **you to improve your search engine ranking**. "How-To" articles *always perform great* in search engines.

## Use Coupon Codes:

It's no surprise that people want to save money. Offering your readers the opportunity to save money is **one of the biggest marketing gimmicks ever created**.

Coupons are *almost the same* as "free". Whenever a customer is buying a product, and they see a coupon box, they search for "Product Name + coupon". I'm sure you've done the same. I do it all the time.

When you offer these coupons, you offer the customer the opportunity to save money while you earn your commission as an affiliate. Win-Win-Win!

Remember, your goal as an affiliate marketer is to **make the customer click on the affiliate link** or else the sale will not be counted as yours. So if you offer a coupon, **make sure users have to click on your link** and don't just list a coupon code.

If you've ever been on various coupon sites, they will always ask you to "Click to view coupon", "Click to go to the merchant site", and so on. The reason for this is so that the potential customer drops the cookie with the marketer's affiliate link, and hence earns a commission.

## Use a WordPress Website & Trick to Increase Sales:

When it comes to selecting a blogging platform, you shouldn't look anywhere other than WordPress. This platform **powers 25% of the websites in the world**.

*Do you know how many websites are in the world & how much 25% of that is?*

Yes.... millions!

One of the reasons WordPress is preferable for creating a blog, a coupon site, or a general website is because it lets you do amazing things with a couple clicks.

For example, I'm going to share with you **one simple yet powerful trick to increase your sales** from **existing** blog posts.

Whether it's a review post or a coupon code post, your first goal is to get more **views on these posts**. Apart from on-page Search Engine Optimization (SEO), you should give more visibility to such affiliate posts by placing it as **a featured post** (the first post on your homepage).

It is a *very handy* feature of WordPress. You can stick *any blog post* on your blog's homepage. Here is how to do that:



In the Edit Post section, click on Visibility and put a check mark on "Stick this post to the front page".

I have tried this with a few pillar posts at ShoutMeLoud, and it **helped a lot** to increase my reader base.

## Use Banners on the Sidebar (with clear call to action):

When you are getting targeted organic traffic to your blog, banner advertisements work great.

For me, a great part of my conversions come from banner clicks. A prominent banner placement and technique is the real key. One of the **classic mistakes** that people usually do is *add too many banners*. This confuses the reader.

Follow this one rule of thumb:

- **Never place similar products' banners on your sidebar:**
  - Banner ads work as a **recommended product**, and with *multiple similar products*, you are confusing your readers as they now have to decide which product they want to buy. A good idea is to place **different related products** in a niche. For example, a WordPress

tips blog can place banner ads for: a theme, a plugin, and a hosting service together on the same sidebar.

Active Ads										
Bulk Actions ▾ Go										
<input type="checkbox"/>	ID	Show from	Show until	Title	Weight	Impressions	Today	Clicks	Today	CTR
<input type="checkbox"/>	1	July 22, 2013	October 14, 2013	<a href="#">StealthGenie 1 - Stats</a> <i>Stealthgenie</i>	6	27128	295	25	0	0.09 %
<input type="checkbox"/>	2	July 22, 2013	October 14, 2013	<a href="#">SG Whatsapp - Stats</a> <i>Stealthgenie</i>	6	27083	297	44	1	0.16 %
<input type="checkbox"/>	3	July 22, 2013	October 14, 2013	<a href="#">Sg Mail - Stats</a> <i>Stealthgenie</i>	6	26909	268	22	0	0.08 %

If your blog is multi-niche, you should consider using the [Adrotate plugin](#) for your ad management. This plugin will help you to show ads **based on category** and/or **geographical location**. You can also run A/B testing of different banners.

**Bonus Tip:** When placing ads, link out to the website directly instead of to your review post. One big mistake many affiliate marketers are making is they try to link an ad to their review post or another internal post. This is wrong because a product landing page is always optimized for higher conversion. Though, if the product landing page is not of a high quality, you are better off educating users first with your review post.

## How Google Treats Affiliate Links For Search Engine Ranking

One of the primary concerns of most affiliate marketers is dealing with **affiliate links from an SEO perspective**.

One major way to make sure your *affiliate site grows* and **doesn't get penalized** due to affiliate links is by making sure you are **adding value** through your content.

An affiliate site should also be **properly promoted and maintained** like any other high-quality site.

I have a [web-hosting affiliate](#) site and most of the time, I have 1-2 affiliate links somewhere within a blog post. Somehow, with the recent [Panda update](#), my traffic increased and now **it's ranking on the top 10 for many money-related keywords**. Lucky me, eh?

But to make sure Google doesn't penalize me for using affiliate links, I need take care of a few things.

As mentioned by Matt Cutts, head of Goggle's spam division, in most cases, Google handles affiliate links without any issue, as they know about the majority of affiliate networks. But if you are still worried, you can add a *no-follow link* to your affiliate links.

Now, if you are new to the "no-follow" term, you can learn more about it here:

- [How to add no-follow tag to a link.](#)

### How to Deal with Affiliate Links, SEO in WordPress:

There are many free and paid affiliate plugins available. I have only played with a few of these WordPress affiliate plugins, but luckily I stumbled onto **one of the best** ones – *ThirstyAffiliates*.

In ThirstyAffiliate's settings, there is an option that lets you add a no-follow attribute to **all links cloaked using this plugin**. This will help you to stop passing "link juice" to affiliate links.

Also, I suggest you add the [ThirstyAffiliates URL trigger](#) in your [robots.txt](#) file as “disallow”.

For example, my URL trigger for affiliate links are /recommended/ and in my WordPress robots.txt file, I have following lines:

- User-agent: \*
- Disallow: /recommended/

This is to make sure Google doesn't [crawl](#) such links, and your website is not penalized for any kind of affiliate linking penalty.

This is **only a solution for those who use the ThirstyAffiliates WordPress plugin**. For others, you should start adding the [no-follow](#) tag to such links.

For old posts, where you have used direct affiliate links, you can use the [Link Status Pro Plugin](#) to quickly add the “no-follow” attribute.

I suggest you use some kind of plugin like [ThirstyAffiliates](#) or another similar plugin to mask your affiliate links because default links look ugly and might lower your [CTR](#).

*(I have already explained to you the benefits of link cloaking in an earlier section, but it's an important thing to remember.)*

## How You Can Effectively Increase Affiliate Sales

So how do you feel so far about these basic promotion tips? Some of the above ideas are *unspoken secrets*, but there are many more which A-list bloggers like Darren Rowse, John Chow, and, at times, Pat Flynn uses for promoting a product.

What I'm going to share now will likely **change your outlook towards making money from affiliate marketing**. Instead of looking at it as a *quick money making scheme*, you will start seeing it as a way of "**living the life**".

*Don't believe me? Well how do you think was I able to afford a \$300,000 apartment at the age of 29?*



Affiliate marketing requires **serious marketing and networking skills**. One way to earn money is by staying invisible (density-less websites) and drive traffic through PPC, searches, and banners in order to make sales through non-blogging ways.

Another (and in my opinion *better*) way is to **create a blog**, share *useful* information, earn people's trust, and give them something that ***they can't refuse***.

This sounds simple, but the road to becoming a **six-figure affiliate marketer** is not easy. However, in the process you will learn many, many things, which will help make it simpler as you go along.



Here are some tips that you can use *immediately* to help increase your affiliate sales.

## Build Up Your Reputation: Become an authority

Your **reputation** will be one of your **most useful tools** in your mission to make money online.

It's not that hard to conceptualize. **It's really just common sense.** If your audience trusts you and the material you give them, then it will be easier for them to trust the products you're selling or leading them into.

If you don't want to sell a product *yourself*, then you can just *lead them to other sites*, and simply make money by producing those leads.

But, again, **be aware of how this will impact your reputation.** Always be sure that you're leading your readers to a reliable site.

## Tell Your Audience What To Do Next:

Remember that your readers are on your site **because of your site**, *not because of the other sites that you are linking to.*

Sometimes, even if you post a link here and there, you'll gain nothing out of them. Your readers will leave and you won't make money.

To effectively **increase affiliate sales**, you have to *tell your audience what to do next.* A good way to attract your readers into an affiliate's site is by slipping in the words "free" and "freebie" into your links.

Everyone (you and me both) loves freebies, and when your readers click on these intriguing links, your affiliate commissions **will go through the roof.**

## Drive Targeted Traffic Using SEO & PPC:

More traffic on your site will mean a better chance of selling more products with your affiliates.

It's an accepted rule that if you want to make money online, **you'll have to target people.** You have to build your site around the idea of *attracting your target audience.*

This is done by using keywords, creating quality content, and doing the *right kind of marketing*. This will result in having your site visible in search engines for **important keywords**.

Even if you're inexperienced with marketing affiliates, you'll soon find out that **more traffic** will make it easier for you to make **more money** with your links.

I suggest you use WordPress for creating your next affiliate site. When you do, you can refer to this **big list** of the [best WordPress plugins for SEO](#) and optimize your site for better search engine ranking.

## Base Your Actions Around Conversion Rates:

When marketing affiliates, you will **always have to upgrade** consistently every week and, if possible, every day. You will need to base these actions around [conversion rates](#).

For example, you have 300 visitors a day and only 3 of them click on your link or product. That means you'll have to change the way you market. Think from the customer's point of view.

Ask these questions to yourself:

- Does anything on my site make people **want to click** on a link or product? Branch off ideas from that.
- Does anything on my site make people **not want** to buy the linked product? Remove and avoid these things.

These are some of the basic steps that you can follow, but I would suggest you do **proper research** about the product(s) that you are promoting. Promoting a product in a hot, trending, and popular topic that people are buying instantly is usually a "go" for **viral promotion**.

Marketing affiliates is all about **business strategy** and **engaging with your audience**. If you want to **increase affiliate sales**, you need to lead your audience into something that they will appreciate.

# How To Start Using ShareASale Affiliate Marketplace & Make Money

In this section, you will learn everything about ShareASale.

In the next 15 minutes you will be **all set to start earning** from this popular affiliate marketplace.

## What is ShareASale & How Does it Work?

ShareASale was started in 2000 & it's a popular service for marketers to launch an affiliate program for their product or services.

Bloggers & affiliate marketers can find and join affiliate programs.

Marketers who plan to launch an affiliate program, can join them & use their Welcome Kit & training webinars to educate themselves.


Before I share the guide, you should know about these 4 terms (many of which we've already covered):


- **Merchants:** Merchants are *business owners* who set up an affiliate program so that affiliates can join & drive more sales to their business in return for a fixed commission.
- **Affiliate Marketers:** Users like me & you who join an affiliate program & promote it via a blog, PPC, or other methods.
- **Affiliate Software:** This could be self-hosted or a service like ShareASale, ClickBank, or CJ where an affiliate program is hosted. In this case, ShareASale is the affiliate software.
- **Affiliate Marketplace:** A marketplace where an affiliate can discover new opportunities & join an affiliate program. Similarly, a business gets to expose their affiliate program to affiliate marketers.


Now that you have a clear understanding of the basic terminology, let's learn how to use ShareASale's affiliate marketplace.


- **Step 1: Head over to [ShareASale & signup for a free account](#).**

OUR MERCHANTS ARE **VERY EXCITED FOR YOU** TO JOIN THEIR PROGRAM

  
NO-SOFTWARE  
POLICY

  
ON-TIME  
PAYMENTS

  
3,900+  
MERCHANTS

  
RESPONSIVE  
SUPPORT

**AFFILIATE SIGNUP PROGRESS BAR**

1

2

3

4

5

The process to setup an Affiliate Account is a simple 5 step process that begins with a selection of your username and password. In the future, you will use these selected words to access your ShareASale.com Affiliate Account.

WHOOPS!  
I'M A MERCHANT

WAIT! I HAVE AN  
AFFILIATE ACCOUNT

CREATE YOUR USERNAME:

Usernames may consist of the following characters only: a-z, A-Z, 0-9, -, \_ @, .

CREATE YOUR PASSWORD:

CONFIRM PASSWORD:

WHAT COUNTRY DO YOU LIVE IN?

MOVE ON TO STEP 2

- **Click “Move On To Step 2”.**

To create an affiliate account on ShareASale, you **need to have a website**. Even if you plan to promote an affiliate deal using PPC, [Google AdSense](#), or any others, you **still need to have a website**.

If you don't have one at this moment, you can [follow this guide](#) & setup your website in the next 25 minutes.

● **Fill out the information:**

**PRIMARY AFFILIATE WEBSITE**

- PRIMARY WEBSITE ASSOCIATED WITH ACCOUNT
- OTHER WEBSITES MAY BE ADDED TO THE ACCOUNT LATER
- THIS WEBSITE WILL BE VISIBLE TO MERCHANTS WHEN APPLYING TO THEIR PROGRAMS
- THIS WEBSITE WILL BE USED TO VERIFY INFORMATION YOU ENTER.

**IMPORTANT:** YOU MUST HAVE AND OPERATE AT LEAST ONE WEBSITE IN ORDER TO CREATE AN AFFILIATE ACCOUNT AT SHAREASALE.COM. IF YOU PLAN ON DOING MOST OF YOUR ADVERTISING AND PROMOTION USING PAY PER CLICK, GOOGLE ADSENSE, OVERTURE, ETC..., YOU STILL MUST HAVE A WEBSITE THAT IDENTIFIES YOUR BUSINESS.

HTTP://

**WEBSITE INFORMATION**

PLEASE ANSWER THE YES/NO QUESTIONS BELOW AND CHECK ANY BOXES THAT PERTAIN TO THE WEBSITE ABOVE. **IMPORTANT:** PROVIDING DETAILS ABOUT YOUR WEBSITE WILL SPEED UP YOUR APPLICATION APPROVAL.

**YOUR WEBSITE IS WRITTEN IN WHAT LANGUAGE?**

**DOES YOUR WEBSITE CONTAIN ADULT CONTENT OR LINK TO SITES THAT CONTAIN ADULT CONTENT?**

YES  NO

DO YOU UTILIZE SPONSORED LISTINGS IN PAY PER CLICK SEARCH ENGINES AS PART OF YOUR PROMOTIONAL STRATEGY? YES  NO

DO YOU UTILIZE COUPONS AS PART OF YOUR PROMOTIONAL STRATEGY? YES  NO

DO YOU UTILIZE A BROWSER "ADD ON", TOOLBAR, OR OTHER DOWNLOADABLE APPLICATION AS PART OF YOUR PROMOTIONAL STRATEGY? YES  NO

ARE YOU AN ADVERTISING NETWORK OR AFFILIATE NETWORK? YES  NO

DO YOU HAVE A NETWORK OF PUBLISHERS TO WHICH YOU DELIVER ADS? YES  NO

DO YOU DISPLAY ADVERTISEMENTS ON SITES THAT YOU DON'T OWN? YES  NO

**MOVE ON TO STEP 3**

**Note: When you join with a merchant, they will see your primary website. If you enter any non-working website, chances are your application to join will be rejected.**

- Enter your email address in Step 3.
- **Step 4:** The last step is to enter your personal details like *name, address & payment details*. Don't worry about payment as ShareASale offers payment via check, ACH, and others which you can configure later.

**CONTACT INFORMATION**

We need to get some contact information from you so that we are able to send your payments. Please note that ShareASale.com does not, in any circumstance, give away or sell your contact information to ANY other company.

FIRST NAME:	<input type="text" value="Harsh"/>
LAST NAME:	<input type="text" value="Agrawal"/>
MAKE CHECKS PAYABLE TO:	<input type="text" value="Harsh Agrawal"/>
CONTACT PHONE:	<input type="text" value="74936437826"/>
ADDRESS:	<input type="text" value="Kauri"/>
ADDRESS 2:	<input type="text" value="Hauz Khas"/>
CITY:	<input type="text" value="Delhi"/>
STATE / PROVINCE:	<input type="text" value="New Delhi"/>
ZIP OR POSTAL CODE:	<input type="text" value="110016"/>
COUNTRY:	India
SUPPORT PHONE PIN:	<input type="text" value="8080"/> MUST BE 4 DIGIT NUMBER
DESCRIPTION:	<p>Please provide a brief Description (less than 240 characters) of your site or your marketing plans. You don't need to go into detail about specifics, but anything that you can describe about what you do will help individual merchants make decisions about applications to their programs.</p> <div style="border: 1px solid gray; padding: 5px; min-height: 40px;"> <p>My Site is a high quality content site which gets 90% of the traffic from search engine.</p> </div>

88 / 240

**INCENTIVE WEBSITE?**

An incentive program is a website that rewards visitors for performing actions. Examples include Pay-To-Read Email sites, Reward or Charity sites, etc...

**Please choose one of the following:**

My site operates as an incentive program.  
 My site is NOT an incentive program.  
 I don't know what an incentive program is.

Once done, click “Move To Next Step”. This is where you can configure your payment settings (or skip it for now). *Inside your ShareASale dashboard, you can edit or configure your payment settings later.*

Once you are done signing up, open your email account & click on the confirmation link.

Once all the steps are done, it will take **1-2 days for approval** of your application.

You can come back here once your application is approved.

[Click Here to join ShareaSale for Free](#)

I have made a video tutorial of how to use ShareASale on [pro.shoutmeloud.com](http://pro.shoutmeloud.com)

Here you will learn:

- How to use the ShareASale dashboard
- How to find top performing affiliate programs on ShareASale
- How to join any affiliate program via ShareASale
- How to configure your payment settings
- How to get links for any affiliate program

## How to Start Using Amazon Affiliate Program & Start Making Money

In the above chapter, I have talked about you can earn money by ShareASale Marketplace. In this chapter, I'm going to talk about the Amazon affiliate program.

Amazon is one of the world's biggest marketplaces. Even though there are so many affiliate marketplaces in the world, many bloggers and big companies use Amazon to sell their products.

Their affiliate program pays you up to 15% of the sale amount and, depending on what kind of sale you are making, it's a good way to make big money.

This is especially true if you are a gadget or mobile blogger. You can write a complete review of a phone and give an Amazon affiliate link. By spending 15 minutes of your time and finding the best mobile deal, you can add substantial extra income.

### How to Sign up for Amazon Affiliate program?

Depending on your geographical location or your target market, you should sign-up for the Amazon affiliate program.

For example, if your target audience is in U.S., you should sign up for Amazon U.S. associate Program using this link. If your target audience is from India, you should sign-up for Amazon India program. If you plan to promote products from all Amazon geographical location, you should sign up for Amazon affiliate program for all countries like .jp (Japan), au (Amazon Australia) & so on.

[Sign Up for Amazon Affiliate program](#) ((This is for Amazon U.S. Store)



For other countries

- Canada: <https://associates.amazon.ca>
- United Kingdom: <https://associates.amazon.co.uk>
- Germany: <https://associates.amazon.de>
- France: <https://associates.amazon.fr>
- Japan: <https://associates.amazon.co.jp>
- India: <https://associates.amazon.in>
- Mexico: <https://afiliados.amazon.com.mx>
- Brazil: <https://associados.amazon.com.br>

## How to Create Affiliate Links as an Amazon Affiliate?

I assume by now you have signed up for the Amazon Associates program.

The next step is to get links, banners, or widgets for your site. Depending on your niche, you can select different types of links. For example:

If you have a gadget blog, you can create a page called “Recommended Gadgets”.

If you have a movie or music blog, you can add a widget on the sidebar with the movie’s DVD affiliate link.

The possibilities are enormous and, depending on your niche, you can add links and monetize your site to a very large degree using Amazon.

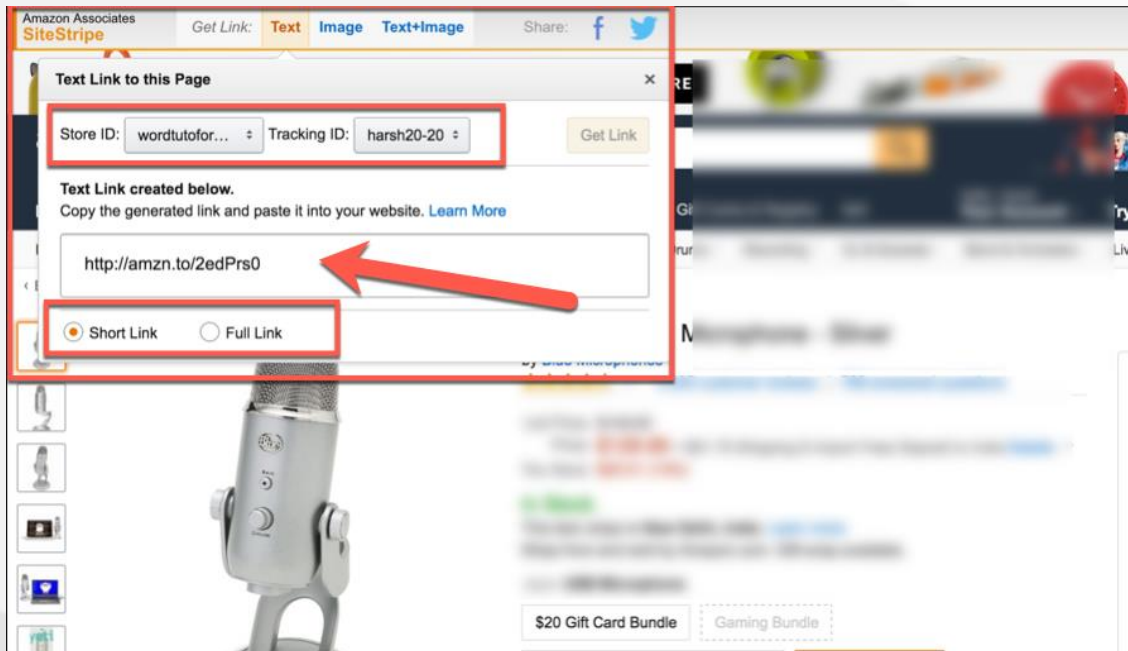
You will be earning money from Amazon affiliate online when someone follows your Amazon referral link and buys something. That also includes further purchases.

Or simply browse Amazon site while logging into your Amazon affiliate link. On every page at the top, you can find amazon Affiliate link generator which will let you grab Amazon affiliate links instantly.

### Step by step guide to creating Amazon affiliate link:

Once your application is approved, login to your Amazon affiliate panel & now head to any product page on Amazon website. At the top, you would see the option call Amazon Associates site stripe.

Here click on Get link > Text



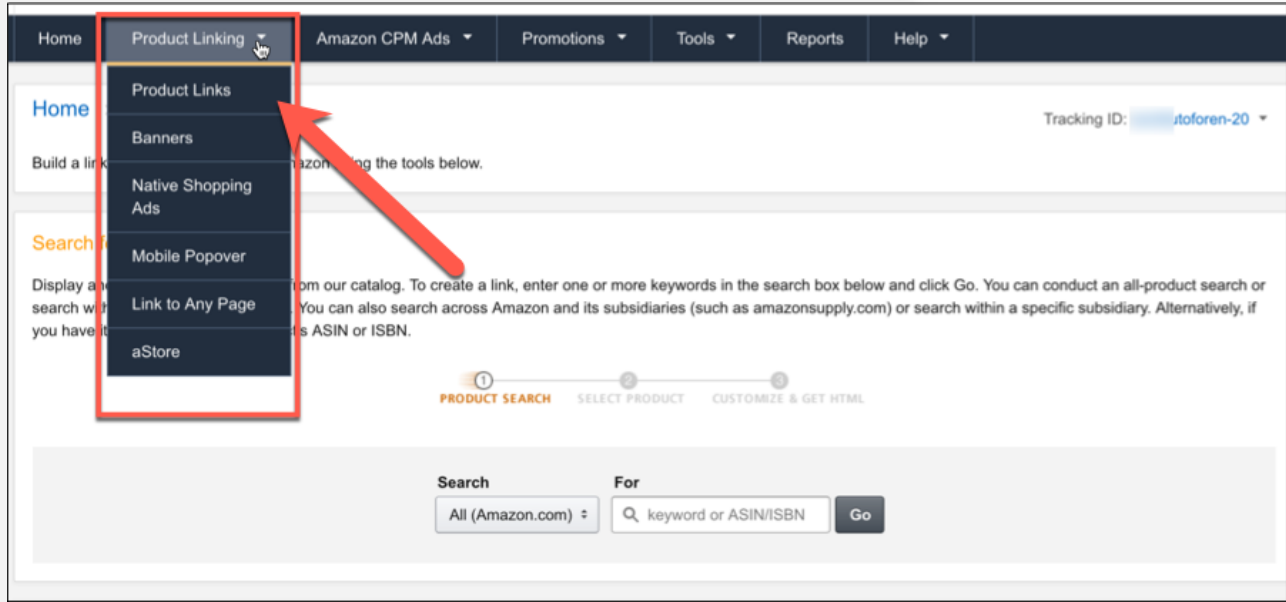
In the above screenshot, you can see how to get your affiliate link. If you are using store ID or tracking ID for tracking, you can change that too. (Don't worry if you haven't started using store ID or tracking ID. We will cover this in the upcoming chapter".

In case you want to make any changes in the site strip option, you can do that from your Amazon associate account. [Here is the direct link](#) for making changes in the site strip option.

Another way to create affiliate link for Amazon products:

The first option is the neatest & fastest one. There are other ways to create an affiliate link for Amazon product & let's have a look at other option too.


Login to your Amazon associate account & click on Product linking > Product links:



On the next page, you have two options. Search for a product or add ASIN/ISBN Code of an individual product. I prefer the second one as it's fast those ways. You can find more information about ASIN/ISBN codes [here](#).

### How to Get ASIN code of Individual Amazon Product?

Now the first step is to find the product which is relevant to your website/blog. You can search for any product by going directly to Amazon.com homepage. Once you have found the product, go to product detail part. In this case, I'm getting ASIN code of [this product](#).

 **Blue Yeti USB Microphone - Silver**  
**\$128.99** + \$51.75 Shipping & Import Fees Deposit to India [Details](#) | **In Stock.** Ships from and so

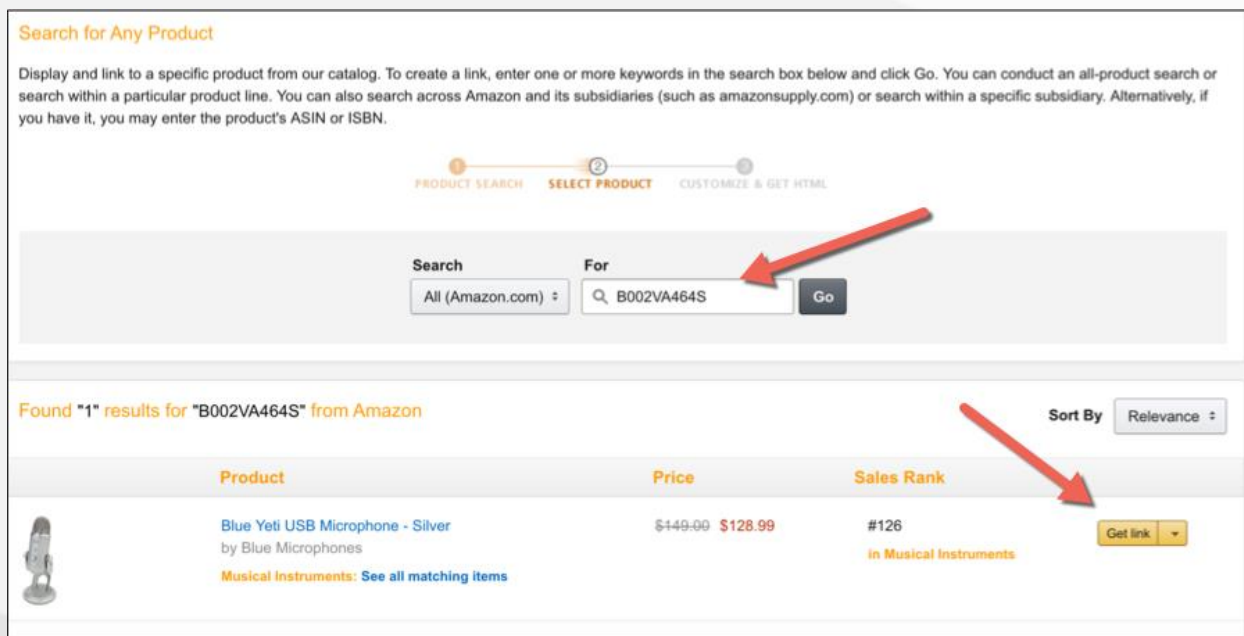
### Product Information

style:USB Microphone | Color:Silver

Item Weight	4.4 pounds
Product Dimensions	5 x 5.5 x 10 inches
Shipping Weight	3.8 pounds ( <a href="#">View shipping rates and policies</a> )
Domestic Shipping	This item is also available for shipping to select countries outside the U.S.
International Shipping	This item can be shipped to select countries outside of the U.S. <a href="#">Learn More</a>
<b>ASIN</b>	<b>B002VA464S</b>
Item model number	YETI
Customer Reviews	★★★★★ 4,305 customer reviews 4.5 out of 5 stars
Best Sellers Rank	#126 in Musical Instruments ( <a href="#">See Top 100 in Musical Instruments</a> ) #2 in <a href="#">Musical Instruments &gt; Live Sound &amp; Stage &gt; Microphones &gt; Dynamic Microphones &gt; Multipurpose</a>

Grab the Amazon Affiliate link for the product:

So now we have ASIN code of the product. Go to add a product link page. (Refer Image 1). Add ASIN code of the product and click on the go. Refer to the following image:



Click on get links & you will be able to get text links or image links that you can paste on your Website.

To become an affiliate for Amazon, sign up using this link: <[Sign up for Amazon](#)>

## How To Use Geni.us To Make More Money From The Amazon Affiliate Program

Many of the existing Amazon affiliate partners don't know about *one important thing*:

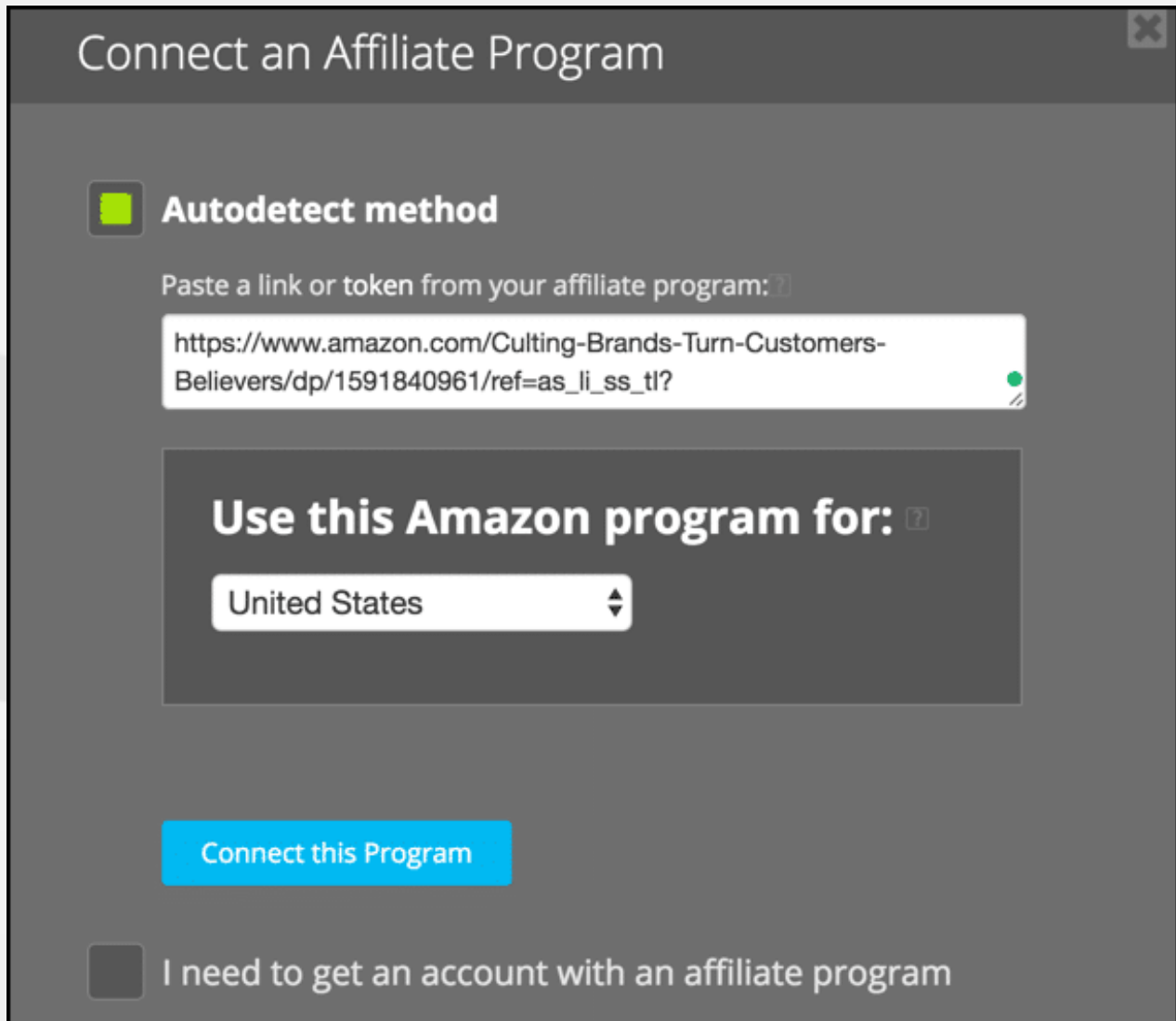
- Amazon doesn't pay you for a sale which is made on stores in a different country other than the one you have signed up for.

Call it **intelligent links**, **link localization**, **global linking**, **universal linking**, or **link globalization**, it all means the same thing with regards to the Amazon ecosystem.

The concept of [Geni.us](#) is brilliant for any internet marketer & I really like the way they've made it easy for anyone to get started. The onboarding is simple & once you have created a trial account, you can straight away track how effective this service is going to be for you.

[Click here to Sign Up for Geni.us](#)

After you have signed up, You need to copy/paste your Amazon affiliate link to let Geni.us auto-detect the country you are signed up for in the Amazon affiliate program.



Connect an Affiliate Program

**Autodetect method**

Paste a link or token from your affiliate program: ?

`https://www.amazon.com/Culting-Brands-Turn-Customers-Believers/dp/1591840961/ref=as_li_ss_tl?`

**Use this Amazon program for:** ?

United States

[Connect this Program](#)

I need to get an account with an affiliate program

**Note: Copy your affiliate URL from the address bar & paste it as shown in the above screen. It will auto detect the location, but do cross-check before clicking on "Connect this Program".**

This is how it looks for me:

## Your Affiliate Programs

Here you can add or delete affiliate programs, enable commission reporting, and set custom overrides for a group.

[Connect an affiliate program](#)




[View/Edit overrides for a group](#)

**Tip!** You probably don't have to add a program for every country on the planet. Just try to support countries where you are getting a significant number of clicks.

[Where am I getting the most clicks?](#)


### Amazon Associates Programs

amazon Note - The Amazon Associates program is country-specific. We recommend signing up for each country where you see traffic.


Country	Network	Tag	
 Canada	Amazon (CA)	sho063e2-20	<a href="#">Remove</a>
 India	Amazon (IN)	sho07c-21	<a href="#">Remove</a>
 United States	Amazon (US)	harsh20-20	<a href="#">Remove</a>

## Adding iTunes Affiliate Program

To connect your iTunes affiliate program with Geni.us, you just need to copy/paste the token from your PHG account:

 **Autodetect method**

Paste a link or token from your affiliate program: ?

10IMjr 

**We detected an ID. Use this ID for:**

PHG : iTunes Affiliate Prog ↕

**Performance Horizon Group (PHG)** ?

Your PHG affiliate token will be used for all supported countries that aren't currently configured with another affiliate network.

[Connect this Program](#)

## Creating Your First Link


Click on the "Links" tab & paste your first affiliate link.



### Link options

geni.us/

The geni.us link vanity code 'Affmarketing' is available.

 **Affiliate Marketing HandBook: The Mega Guide With ..**  
 Harsh Agrawal  
<https://www.amazon.com/dp/B01F4FXF4I>

Put in group:  Tracking tag:

Note:

Advanced Targeting

You can learn how to create global Amazon affiliate links here.

## Integrating Geni.us with Your Website

The best part is they offer multiple ways to integrate Geni.us on your website.

### Javascript method:

### Embed Geniuslink in your website

Automatically convert product links to optimized geni.us links.

Paste this code into your web page

```
<script type="text/javascript" src="//cdn.geni.us/snippet.js"></script>
<script type="text/javascript">
document.addEventListener("DOMContentLoaded", function() {
var tsid =20763;
Genius.amazon.convertLinks(tsid, false, "http://buy.geni.us");
Genius.google.convertLinks(tsid, "http://buy.geni.us");
});
</script>
```

Paste the text above into your web page HTML just before the closing </body> or </head> tag. For more info, [see our knowledge base](#).

Customize this snippet

Attribute clicks to group:   
[Manage groups...](#)

Use this domain for links:

Optimize links for:

iTunes

Amazon

Google

Microsoft Store

Preserve original Amazon affiliate tokens  
 (Leave unchecked if you are not sure)

This is the easiest method that works with every platform including BlogSpot. All you need to do is add the lines of code just before the closing `</body>` or `</head>` tag. You can use the [Google Tag Manager](#) to manage all such tags from one place.

*If you have multiple websites, do take advantage of the "Group" feature.*

### WordPress Plugin (Amazon Link Engine):

#### Amazon Link Engine by [geniuslink](#)

This plugin has added JavaScript that converts all Amazon product URLs on your site to global-friendly Geniuslink links. [Learn more...](#)

#### Get the most from this plugin

- 1** **Improve sales and user experience**  
Done! Your readers will now get to the right stores and products for their regions.
- 2** **Enhance with your Geniuslink Account (Optional)**  
Enjoy click reporting and custom domains by connecting a Geniuslink account. [Learn how...](#)  
  
API Key:  
  
  
API Secret:  
  
**Connected!** [Disconnect my account](#)  
  
Use Link Group:  
  
  
Use Domain:
- 3** **Monetize your traffic (Optional)**  
Earn commissions for every sale by [connecting your Amazon Associates program](#).  
1 of 12 Amazon programs connected. [Refresh](#)

#### -- Advanced Options

Honor existing Associate IDs (?)

Show Wordpress alert on dashboard if commissions are not enabled

[Save Changes](#)

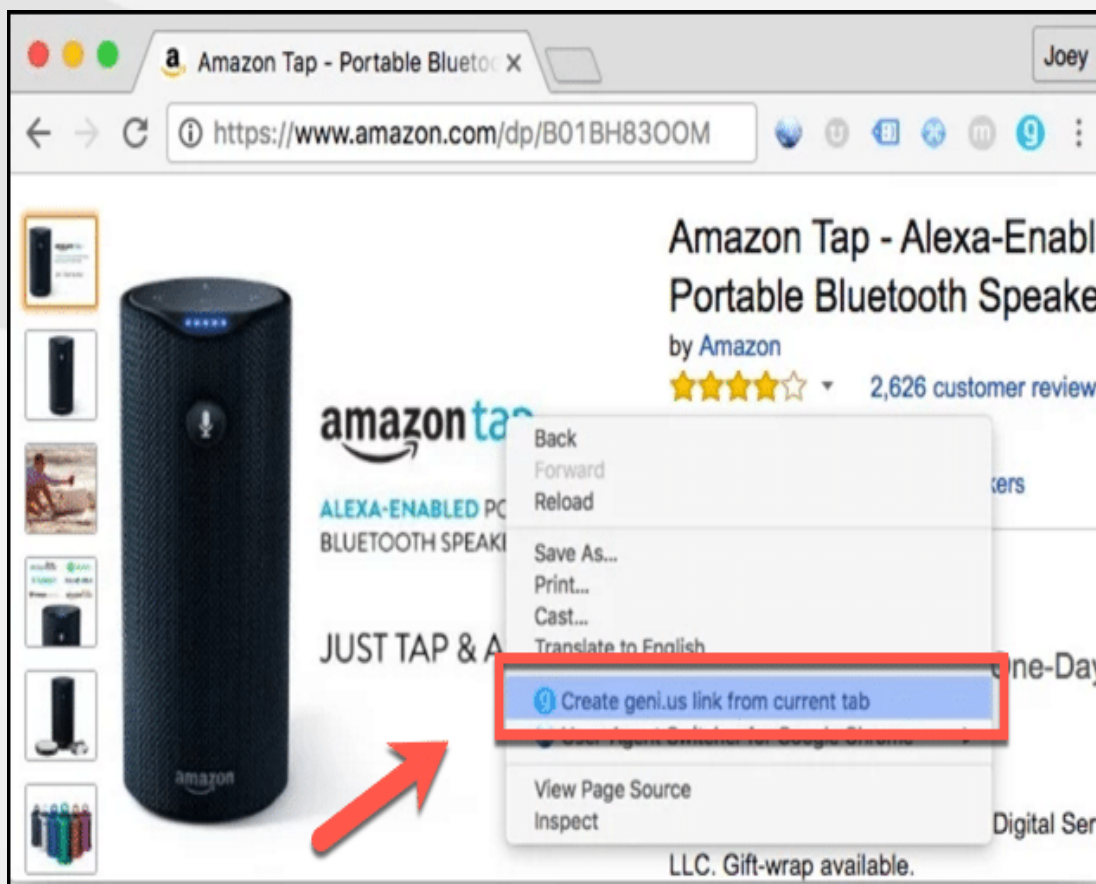
If you are a WordPress blogger like me, you can use the official Geni.us Amazon link plugin. All you need to do is create an API key from your Geni.us account & configure the WordPress plugin with your API key.

After this, all existing links will be automatically redirected to the affiliate program.

[Download the Geni.us Amazon WordPress plugin](#)

**Note: They also have an iTunes Engine plugin which is for the iTunes affiliate program. [Download the plugin](#) here & learn about the [iTunes affiliate program here](#).**

### Chrome Add-on

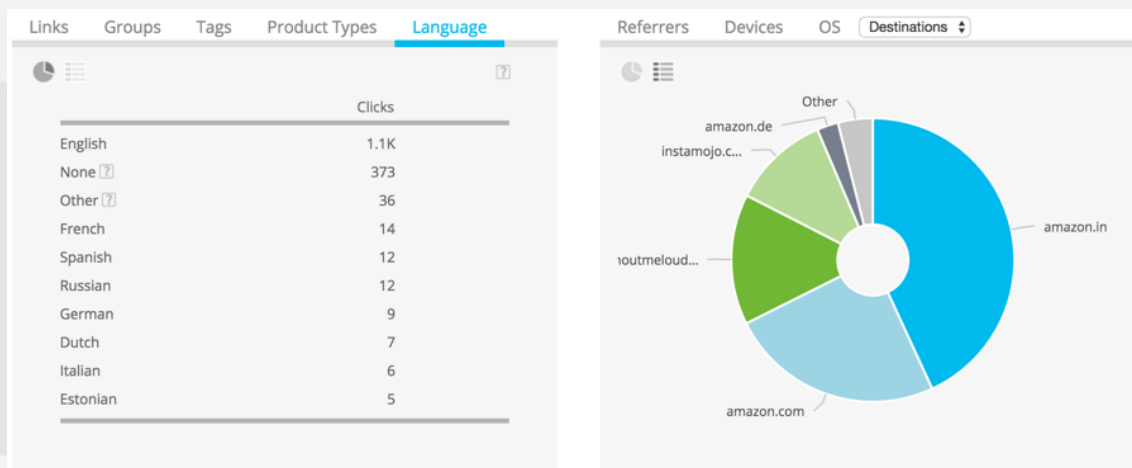


They also have a Chrome Add-on which lets you create the Geni.us link directly from the product page. This is useful when you don't want to use Javascript or the WordPress plugin.

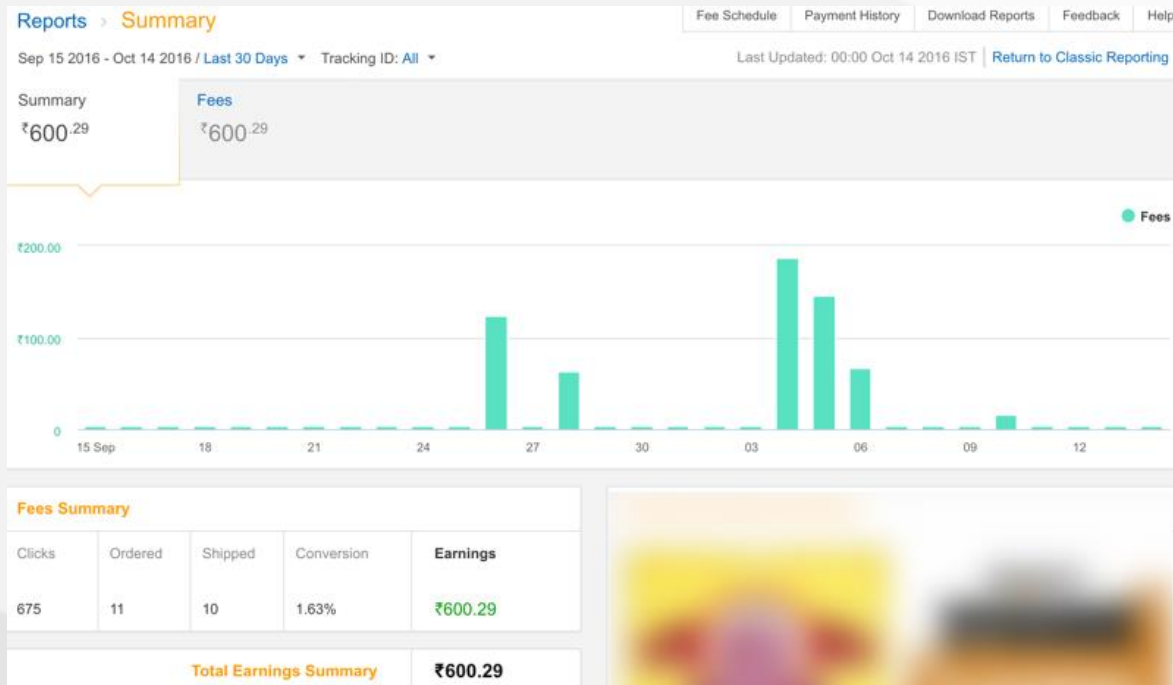
[Download the Chrome Add-on](#)

## My Amazon Income Stats After Using Geni.us for 30 Days:

Before using Geni.us, I was only linking to the Amazon.com store. Once I integrated Geni.us, I started sending traffic to all the Amazon stores based on a user's geo-location. In the below graph, you can see the distribution based on click destination.



Here are the stats from my Amazon India Associates program which was generating no money before using Geni.us:



In the below screenshot you can see the earnings report from the Amazon U.K. Associates program.

*Note: Ignore the amounts as we only promote a few products from Amazon.*

Last updated: 14 October 2016 01:00:00

### Earnings Report

1 September 2016 to 14 October 2016

[Summary](#)

Item Name	Seller	Price	Advertising-Fee Rate	Items Dispatched	Revenue	Earnings	Device Type
<b>Books</b>							
<a href="#">2001: A Space Odyssey</a>	Amazon.co.uk	GBP 8.99	5.01%	1	GBP 8.99	<b>GBP 0.45</b>	Desktop
<a href="#">Summary of Thinking, Fast and Slow: by Daniel Kahneman   Includes Analysis</a>	Amazon.co.uk	GBP 5.29	4.91%	1	GBP 5.29	<b>GBP 0.26</b>	Desktop
<a href="#">Thinking, Fast and Slow</a>	Amazon.co.uk	GBP 21.75	5.01%	1	GBP 21.75	<b>GBP 1.09</b>	Desktop

### Earnings Report Totals

1 September 2016 to 14 October 2016

	Items Dispatched	Revenue	Earnings
Total Amazon.co.uk Items Dispatched	3	GBP 36.03	GBP 1.80
Total Third Party Items Dispatched	0	GBP 0.00	GBP 0.00
<b>Total Items Dispatched</b>	<b>3</b>	<b>GBP 36.03</b>	<b>GBP 1.80</b>
<b>Total Items Returned</b>	<b>0</b>	<b>GBP 0.00</b>	<b>GBP 0.00</b>
<b>Total Refunds</b>	<b>0</b>	<b>GBP 0.00</b>	<b>GBP 0.00</b>
<b>TOTAL ADVERTISING FEES</b>	<b>3</b>	<b>GBP 36.03</b>	<b>GBP 1.80</b>

## Geni.us Pricing:

The pricing of Geni.us is pretty simple as you only need to pay monthly based on the number of clicks.

Core <b>\$9</b> /mo.	Plus <b>\$99</b> /mo.	Power <b>\$499</b> /mo.
<b>Boost sales and affiliate revenue automatically.</b>	<b>Your domain, enhanced link management &amp; reporting.</b>	<b>Deeper insights for bigger teams and higher traffic.</b>
10,000 clicks included Then \$1 / 1,000	100,000 clicks included Then \$10 / 10,000	500,000 clicks included Then \$50 / 50,000
1 User	3 Users 1 Custom domain	5 Users 3 Custom domains
<ul style="list-style-type: none"> <li>Globalize product links</li> <li>Auto affiliate international products</li> <li>Route clicks by user device, OS, browser and date</li> <li>Editable short URLs</li> <li>Manage links by campaigns and tracking tags</li> </ul>	<ul style="list-style-type: none"> <li><b>All our Core Plan features</b></li> <li>Track conversions &amp; commissions</li> <li>Geniuslink API</li> <li>Remarketing Pixel Support</li> <li>Enhanced Reporting</li> <li>1 hr of Geniuslink Consulting</li> </ul>	<ul style="list-style-type: none"> <li><b>All our Plus Plan Features</b></li> <li>Split traffic for A/B testing or sales relationships.</li> <li>Dedicated account manager</li> <li>5 hrs of Geniuslink Consulting</li> <li>More coming</li> </ul>
		<a href="#">Leave us a message!</a>

You can also try it for free with *unlimited clicks for 14 days* which is good enough for you to test out the service.

### [Take your 14-day free trial](#)

Well, Geni.us is indeed one such tool that every Amazon affiliate should use. Apart from affiliate marketing, you can also use it for various purposes. For example, you can use it to send users to different pages based on their device or geo-location.

The practical implementations are numerous & I'm pretty sure you will figure out a smart way to use this tool.

**Alternative to Geni.us for Amazon Associates:** There is a WordPress plugin called [Easy Azon](#) which is not as powerful as Geni.us, yet popular among marketers who are into the Amazon affiliate niche.

## Other Affiliate Marketplaces

### ClickBank:



ClickBank is one of the **most popular affiliate marketplaces** out there, and a large hub for affiliate marketers. Joining ClickBank is easy, and once you are signed up, you will get your ClickBank user name (mine is – “denharsh”).

Most of the premium WordPress affiliate program plugins are **managed by ClickBank** and you need to get the “hop link”.

Here is a quick example:

The [Instabuilder plugin](#) is managed by ClickBank (CB), and on their affiliate page, you will see a link like:

- <http://clickbankusername.stheresia.hop.clickbank.net>

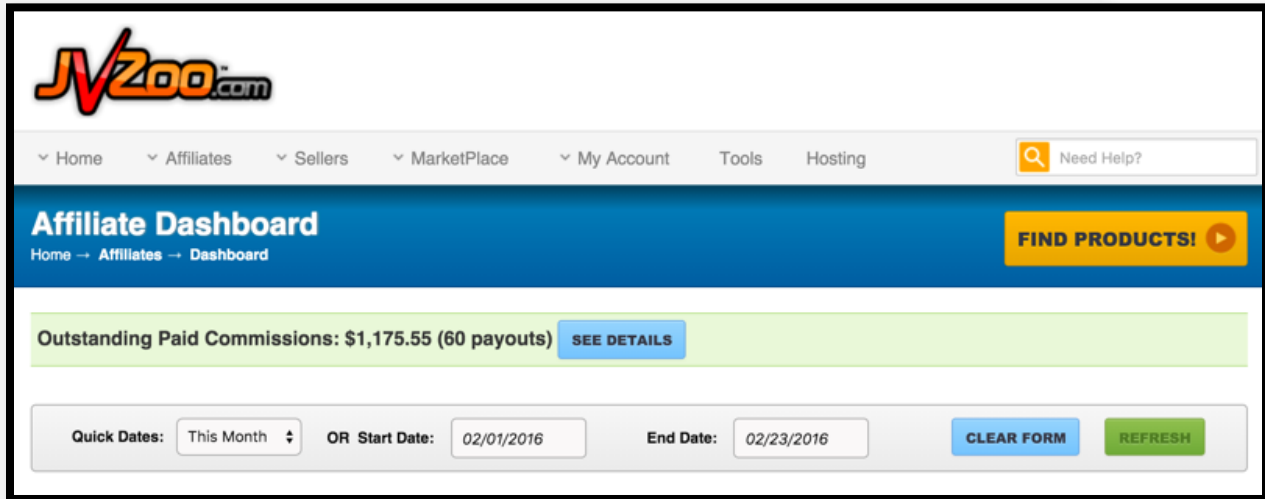
Simply replace, “**clickbankusername**” with your user name (e.g. denharsh) and your affiliate link will become:

- <http://denharsh.stheresia.hop.clickbank.net>

This is going to be the same for all of the themes and plugins that are managed by ClickBank.

[Join ClickBank](#)

## JVZoo:



JVZoo is another affiliate marketplace and is widely used by internet marketers. You will find some amazing WordPress products out there (plugins & themes), which you can **easily promote**.

Most of these products are **launched by internet marketers** so they know what we as bloggers require.

This means that the products are usually *very useful*.

Joining their program is easy and free.

- Payout via PayPal
- Lifetime cookies

[Join JVZoo affiliate program](#)



## Affiliate or AdSense: Which is Better?

So far you have learned the affiliate marketing basics, you have a glossary of affiliate marketing terms, and you know all **the important elements** of an affiliate program.

You also know where to go to get good affiliate products to promote and market.

Now, if you are an experienced blogger that is *already monetizing* your blog with AdSense, you may be asking this question:

### Should I continue using AdSense or remove it altogether?

There's no right or wrong answer here. But there are a few important things to note.

Affiliate marketing is **more rewarding than AdSense** in terms of *revenue & not loading up your site with un-moderated ads*.

But the downside is it requires **more effort**.

With AdSense, you **simply place a code** & all money making from the blog is on auto-pilot. With blog-based affiliate marketing, **you need to churn out high quality content on a regular basis along with constantly working on finding quality products within a reputable affiliate program**.

*Since you have purchased this eBook, I'm assuming you are not lazy. But, if any of your friends are, you can tell them about [Viglinks](#) & [Skimlinks](#). These are like [Infolinks](#) (in-text ads) and may help to generate more money than AdSense.*

*You can [read more about them here](#).)*

By not using Google AdSense, one can easily **clean the clutter** from his/her blog & make content more concise and readable. At the same time, by using affiliate marketing, you end up **earning more** while *keeping your readers happy*.

Now, let's have a detailed look at some of the **reasons why & scenarios where** affiliate marketing is *better* than AdSense.

At ShoutMeLoud.com, I don't use **any AdSense ads**, but on a few of my blogs such as *LetsTalkRelations.com*, I use **AdSense AND affiliate products**.

In my personal opinion, AdSense is good only when you are running a multi-niche blog. But if there is a relevant product to your niche blog, affiliate marketing will be way more profitable.

Now, about my model:

I use **affiliate marketing banners + AdSense + direct advertisements** to monetize most of my blogs.

People have a common misconception that Google is against affiliate marketing. This is simply **not true**.

Google says **it's perfectly fine** to keep the affiliate links, but it's important to maintain the **quality of blog**. If you write sneaky and low-quality content and put 20 affiliate links into an article, this will surely affect your website's search engine ranking.

## Things to know- AdSense vs. Affiliate Marketing:

- It's **easier** to get into an affiliate network than AdSense.
- Affiliate marketing **pays higher** than AdSense.
- Most affiliate companies offer PayPal as a payment method;
  - AdSense doesn't.
- You can find affiliate products for all niches, but AdSense is not allowed on [certain niches](#).
- AdSense gives **recurring income** while *many* affiliates only pay once.
- Affiliate ads are **more attractive** whereas we don't have any personal control over ads shown by AdSense.

It's quite evident from the above points that affiliate marketing is **more lucrative and beneficial than AdSense**.

But, again I would suggest you experiment **with both**.

With one affiliate sale, you could be making somewhere between \$10-\$300 depending on the product that you are promoting.

In my case, ***I can make a lot more money*** with affiliate marketing than with AdSense.

## My Experiment of Replacing AdSense Ads with Affiliate Marketing:

When I wanted to move away from AdSense, it was scary. I wanted to replace it with affiliate banners, but at the same time I didn't want to lose my monthly recurring income from AdSense...

Finally, I took the leap of faith & did what I **should have done much sooner**.

I took away all prominent AdSense ad spots above my posts and replaced them with a banner for a product that I'm affiliated with.

You want to know the result of this experiment?

- ***6 sales in 25 days*** which resulted in (6\*100) **\$600**

I was only making **\$280/month** with AdSense.

But let me tell you the **most important thing**. I'm not saying that you should not use AdSense. I'm saying that you should *decide your blog monetization methods based on your niche & audience*.

Here at ShoutMeLoud, I have a smart audience who understands the internet & knows what to click and what not to.

On ShoutMeTech.com, which is targeted to tech-enthusiast people who want to read about the latest tech gadgets, that audience doesn't mind seeing ad banners that are offered by AdSense, Media.net & similar advertising platforms. They don't care about internet marketing like we do.

In simple words:

***Note: Affiliate marketing works best when you have a niche website with a highly targeted audience.***

## Can You Have Amazon Affiliate Ads and AdSense on the Same Page?

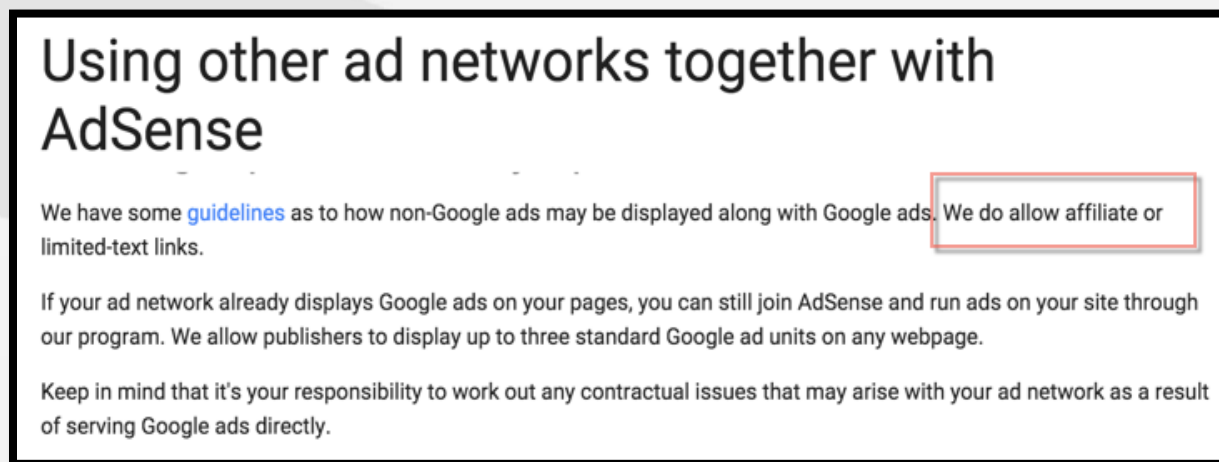
Here I'm using the example of the Amazon affiliate program, but this is **true for all other affiliate programs**. [Amazon Associates](#) just happens to be one of the most popular affiliate programs. But you can replace Amazon with any other affiliate program.

Newbies tend to worry about using affiliate links on the same page where they are showing AdSense ads.

They fear this might get their account banned...

Well, let's find out how true this is:

The short answer is, **"Yes, you can place affiliate ads along with AdSense ads on the same page, and this doesn't violate AdSense policies."** Here is a screenshot from the [official AdSense help page](#), which clearly says: *"We do allow affiliate or limited-text links."*



To add more to it, here is what you need to know about using any other ad network with AdSense. Here is an excerpt from the official AdSense help page:

*(Note: Affiliate ads are called "different advertising networks" here.)*

**Google ads on the same page with other ads**

You're welcome to display Google ads on the same site or page as other third party advertisements provided that the formatting or colors of the third party ads is different enough from that of the Google ads. In other words, if you choose to place non-Google ads on the same site or page as Google ads, it should always be clear to the user that the ads are served by different advertising networks and that the non-Google ads have no association with Google. If the formats are naturally similar, we ask that you choose different color schemes for the competing ads.

Our intent with this policy is to be as fair to our advertisers as possible and to maintain the integrity of the AdWords and AdSense programs. You can learn more about this, and all our policies, on our [program policies](#) page. Please also be aware that competitor ads are considered to be part of your site's content and must follow our [policy guidelines](#).

**Before you jump for joy and start adding tons of affiliate banner ads and link ads on your blog**, here are a few important things that you need to know:

- If the number of ads or affiliate banners/links **is more than the original content**, this will put your AdSense account in danger. *Limit the number of ads on your blog*, and focus on **adding value and quality** to your website. I suggest you to keep an “optimum limit” of ads that you place on your blog, and only place them in a way which doesn't hamper user-experience.
- Your affiliate ads should **not link to content which is not allowed** in AdSense's TOS. Ex: Adult content. AdSense treats other ads (ads from other ad networks or affiliate ads) on a page as *part of the content* and **all** of that content should follow their content guidelines.
- While using affiliate links on your blog, make sure they are “no-follow”. **This has nothing to do with AdSense**, but using the no-follow tag is a good practice from an SEO point of view (& also recommended by Google).

**Summing It Up:**

To sum it up: **Yes, you can use affiliate ads with Google AdSense** on your website.

But I would recommend you start using affiliate marketing **in addition** to AdSense.

If you have an existing blog, a good idea is to replace **one of your low performing ad units** with *direct affiliate ads* of a product related to your niche.

Once you start getting success in the form of affiliate sales, replace more AdSense ad blocks with affiliate ads. If you select the ***right product to promote***, you can easily earn (at a *minimum*) **2-3X of your AdSense earnings** with affiliate marketing.

Note: [Amazon has just launched Native Shopping Ads](#) (which are compatible with AdSense).

## CPA Vs. Affiliate Marketing: The Beginner's Guide To CPA Marketing

CPA is considered to be **easier** than affiliate marketing for one simple reason:

- You get paid for **sending** a lead.

Once the traffic you send converts into a lead, it becomes the job of the particular network to convert that lead into a sale. Whether or not that sale gets made, you will **still be paid for the lead**.

In CPA, you get paid for sending users who complete an action that could be as simple as getting a user to fill out a form or take any other desired action.

In affiliate marketing, you get paid when somebody makes a purchase.

*In short, it's much easier to get a user to do something that doesn't cost money.*

### How's it different from affiliate marketing?

Here are some more differences between CPA & affiliate marketing:

- You get **paid fast** in a CPA network.
- You are usually on your own in a CPA network. In an affiliate network, you are *assigned an affiliate manager* who guides you towards the best offers & shares ways to help you make more money.
- Once you are part of an affiliate network like ShareASale, ClickBank, or any other, you can quickly get affiliate links and start promoting. With CPA, it takes a **much longer time** to become part of a network & **you need to get approval** for the CPA offer that you wish to promote.

Here is a screenshot of my [Peerfly](#) dashboard (a popular CPA Network):

The screenshot shows the PeerFly affiliate dashboard. On the left is a navigation menu with options like Dashboard, Offers, Tracking Domains, Reports, Payments, Contests, Alerts, Cash Flow, and Profile. The main content area is divided into several sections:

- Feedback** (red button)
- Search Offers** (input field)
- All Peers** (dropdown menu)
- Top Offers** table:
 

Offer	Payout	CR
Q @Dates France	\$5.00	12.31%
Q Booking.com (Multi-Geo)	\$14.25	0.38%
Q Beyond Jobs	\$1.00	6.00%
Q UC Browser - Android (Multi-Geo)	\$0.30	1.08%
Q MOGASM (ZA)	\$1.20	3.31%
Q Casting360 - Online Job Application	\$0.80	7.83%
Q ROBLOX (UK)	\$0.30	2.54%
- Ultimate Referral Contest** table:
 

Contest	Prize
SotoMoscow470	\$1,000.00
RayTriumph545	\$500.00
WhiteFerguson163	\$500.00
BöhmeHotass40	\$300.00
برادی Br0d3r219	\$200.00
WinterProphet245	\$100.00
HallaMeow729	\$100.00
- Featured Offer: Atlantic Casino Club (Multi-Geo)** (red banner)
- Recent Payments** table:
 

Method	Date
You have not received any payments.	
- Right Sidebar:**
  - PF218224 (red header)
  - Welcome, Harsh Agrawal
  - Today: \$0.00
  - Balance: \$0.00
  - Paid: \$0.00
  - Affiliate Manager (red button)
  - Profile picture of Lauren Hostert
  - Lauren Hostert (name)
- Bottom Left:** A help message: "Do you need help? We're out of the office but you can leave us a message by clicking HERE and we'll get back to you shortly." Below it is a promotional banner for Atlantic Casino Club with a Rockstar logo and text: "€10 FREE +250% UP TO €2500 ON YOUR FIRST DEPOSIT".

## FAQ about CPA:

### Should you use CPA or affiliate marketing?

One benefit of CPA is it usually converts well (because no direct sale needs to be made) & you can drive traffic from various sources.

At the same time, the downside of CPA in comparison to affiliate marketing is that (because no direct sale is being made) **it pays less**.

The rule of thumb to making online income is:

- Don't *limit yourself* to one form of making money online.

For a beginner, it's good to start with CPA as you might not have a blog or a consistent source of traffic.



With CPA, you can see **immediate results** as you will start seeing a few cents in your account when users take simple actions like submitting their email into a form.

### **How much money can one earn with CPA?**

There are people who are *making millions* with CPA marketing.

But in terms of single conversions, it could be as low as \$0.10 and as high as \$10. In some cases when the user has to **enter their credit card** details for a trial of a product, you can get paid **up to \$50**.

### **How about traffic generation methods?**

In CPA, you need to check the promotion details before starting the promotion. Many CPA offers are **limited to certain geographical locations** & sometimes you can use only *selected sources* to drive traffic.

Below you can see a screenshot of one offer where the only allowed country is France & there are specific allowed & not allowed traffic generation methods.

(Again, taken from the [Peerfly CPA network](#).)

🕒 **Conversion Point:** Lead converts on DOI (Double Opt In) completed registration plus email confirmation by a male user.

📁 **Categories:** Dating

🕒 **Date Added:** Jun 14, 2013

📅 **Payment Schedule:** Net30 (default)

✓ **Allowed Methods:** Social PPC, Banner Display, PPV/CPV, Contextual

🌍 **Allowed Countries:** France

🚫 **Not Allowed:** NO Incent, NO Classified Ads, NO Twitter, NO SMS, NO Email Marketing, NO Search PPC, LIMITED Facebook Promotion

Please read [this blog post](#) if you do not understand the above terms.

## How about reversal & holding periods for commission payouts?

In affiliate marketing, we have a **holding period of 30-60 days** whereas in CPA you get **paid instantly** with *no refunds* unless you are violating the TOS such as driving traffic from an illegal method.

You will be paid **once you reach the minimum payout** for the CPA network you are signed up with.

## How about scam offers?

This is one of the **biggest downsides of CPA**.

You will find **a lot of scam offers** paying \$1-\$2 for simple tasks.

Like this one where you need to drive traffic to a “win an iPhone/iPad” page:



But I'm sure you are smart enough to know such offers are scams & something you don't want people to fall for. **Avoid offers such as “make money quickly”, online flash games (many of them install spyware), sex or dating sites, and many others that seem sketchy.**

Use your own judgment & avoid promoting something that looks overly scammy or might hurt somebody.

In my opinion, **both affiliate marketing & CPA** are a *great source* of earnings online.

Affiliate marketing is the **slow process**, but with the right strategy, it offers a **much larger payout** in the long run.

At the same time, CPA **is easy for beginners** without a website as you only need to send traffic to take simple actions like email signups or installing an app or completing a survey.

## How To Start Making Money With Web-Hosting Affiliate Programs:

Web-hosting affiliates are one of the **most lucrative** and one of the **highest paying** affiliate programs available.

There are many people out there who are making **thousands of dollars** from commissions by selling and promoting different web-hosting companies such as [HostGator](#), [GoDaddy](#), [DreamHost](#), [Bluehost](#), etc.

These are **not the only hosting companies** that are providing affiliate options; almost *all hosting companies* offer affiliate programs.

If your blog is about “how to blog”, “how to start a website” or is based around the blogging niche, *web-hosting affiliates* **will always** help you to **earn more** than what you are earning from AdSense or any other ad network.

» Start Earning Incredible Commissions Today!

1-5 per month	————	\$50 /signup
6-10 per month	————	\$75 /signup
11-20 per month	————	\$100 /signup
21+ per month	————	\$125 /signup

**Example:**  
If you send us 21 sign-ups in any month you will get

\$125x21 = \$2,625

SIGN UP TODAY! ▶



Here we will look at some of the reasons *why web-hosting affiliate programs* can help you make **a lot of money** and some of the affiliate programs that you can join today.

# Why Web-Hosting Affiliate Programs?

## High commission payout:

Hosting affiliate programs offer **insane commissions** to those who bring in new sales. For example, HostGator pays a **minimum of \$50 commission** for each sale.

They have an *inverted pyramid* system where the more sales you make in a month, the higher the commission is for each sale. It can go up to **\$125 a sale** if you get 21+ sales a month.

You might be thinking, "**How can these companies afford to pay these insane commissions?**" This is *exactly* what I thought when I first heard about these commissions.

Then I went through some literature from some of these hosting companies and realized their business plans are *actually pretty good*.

They feel that if someone registers for a new hosting plan with them, these companies are so confident about their services that they will be able to hold on to the customer for years to come. Over time, they end up making much more and can afford an affiliate's \$50 commission.

## Increase in popularity of building websites:

There is **way more** interest in designing and building websites these days than there was 10 years ago. So **the market is there**, and all you need to do is make sure that you can attract this market to ***buy through you***.

This can be accomplished by **good SEO, good use of coupons** (more on this in a moment), and proper promoting through **social networks**.

With so many new people everyday wanting to build websites (**who also need hosting**), there is a **huge market** of people for affiliate marketers to target. If you have some corresponding articles and information, *there is no doubt* that you will bag some good commissions each month.

## Suggested Niches for Web-Hosting Affiliates:

Don't think that you need to have a domain name like *HostingReviews.com* or *HostingDiscounts.com* and write **only about hosting topics** to earn

commissions from hosting companies. There are many other niches that will give you good results as well.

Here are some niche ideas:

- Technology
- Blogging
- How to Create/Design Websites
- Coding Tips
- WordPress/Blogger Tutorials
- Templates Blog

These are just **some of the topics**, which have a good potential to get hosting commissions.

You will not believe it when I say that I got my **first two commissions** from HostGator through a personal blog and an education blog. Even today I am dumbfounded how that happened, but as I said your **niche does not have to about hosting**.

The point is that you earn a really high **fixed commission** unlike AdSense or Chitika, which depends on your niche and pays according to keywords.

## Hosting Discount Coupons:

Most of the hosting affiliates provide custom coupon codes for you. If someone buys a hosting plan using those coupons, you will get a commission.

- **Pro Tip:** If possible, make your codes **very simple and easy to remember**.

Market these codes on your blog and *clearly state* the discounts they offer. If you use your coupons well, you can **earn a lot more** than with any CPC or CPM platform.

Coupons give an *incentive* for users to go and buy a hosting plan for their website.

With hosting companies providing so many opportunities, with just a *little hard work* you can surely earn a lot from hosting commissions.

Make use of this high paying type of affiliate. You will not regret it.

## Popular Web-Hosting Affiliate Programs:

Now, there are **many web-hosting companies** that you can pick from and join their affiliate programs.

In most cases, joining a web-host's affiliate program is free, and I will also share how you can find an affiliate program for **any web-host**. You can also use affiliate marketplaces like [CJ](#) and [ClickBank](#) to find many high-paying web-hosting affiliate programs.

**But, I prefer joining hosting affiliates directly.**

Some of the suggested ones are: [HostGator](#), [Bluehost](#), and [GoDaddy](#).

But don't try to jump into every hosting affiliate network. Pick the affiliate of the hosting company **which you are using and are confident about**.

For example, at ShoutMeLoud, you will notice under "Suggested Web-Hosting", there are three programs and all of them are **personally used by the team** here at SML.

*Again, it's always **wise** to suggest something that you are confident about and convinced is worthwhile.*

You can always use the Google search trick that I have shared in the previous section to find the affiliate registration page for **any hosting company** you want to work with.

- **Pro Tip:** I would recommend you work with only those web-hosting companies who are well-known & reliable. Working with trustworthy companies has **two major** benefits- their products are proven to be great and conversion rates for their affiliates are typically **much higher** than less well-known companies.

## List of Best Recurring Affiliate Programs:

One of the **highly profitable moments** of affiliate marketing is when you find an affiliate that offers recurring income.

I'm assuming by now you are aware of how affiliate marketing works. Basically, you get paid when somebody buys a product using your affiliate link & you get a commission.

But one thing to keep in mind is that there are *many affiliate programs* which pay you a **recurring income**.

***This is one way for you to earn money on autopilot.*** You will keep making money as long as your referred users stay with the company. Of course, quality of the product (**again**) plays a major role, as nobody will stick to a product or a brand which is not of high quality. This is why companies offer recurring commissions; they have a lot of trust in their own product.

Now, I'm *not saying that recurring income is better* than a single affiliate payout because both have their own pros and cons.

Let me explain recurring affiliate commissions in a very simple way.

### What is a recurring affiliate commission?

When you recommend a user to any product (usually a membership program or multiple-time product) which requires a recurring monthly payment, you will earn **another commission** when a referred user **pays their next bill**.

Some companies offer recurring commissions for a *fixed time* (e.g. one year) & other companies offer the same commissions for a *lifetime*.

It all depends upon the company's marketing policies.

In this chapter, I will share some of the **best available affiliate programs which offer recurring commissions** & could potentially **be a gold mine** for you & your affiliate marketer friends.

So, let's have a look at these exclusive programs which will make money for you **while you sleep**.



## Best Affiliate Programs with Recurring Commissions:

I will start the list based on products which **I personally use**. Also, I have researched a few products that could also be beneficial for you.

### LeadPages

LeadPages is the **topmost tool for internet marketers**. The service lets anyone create a landing page within minutes & add it onto their preferred platform (including WordPress, Drupal & all the other popular platforms you can think of).

I have been using them for over a year & I must say it's a great investment for an end user. At the same time, **they offer an affiliate program which lets you earn a lifetime commission of 30%**.



“The LeadPages affiliate program is the best around. Not only is the product the best in their market, the product basically sells itself, making the decision to promote an easy one!”

Amy Porterfield



“It's refreshing to be in an affiliate program that is professional and well managed. Made it easier to generate \$6,447.93 in earnings with LeadPages in about 3 months.”

Lawrence Tam



“There aren't many marketing services as easy to use, or as easy to share with our audience as LeadPages. We have found that our list benefits tremendously from our sharing LeadPages through the affiliate program.”

Jon Morrow

This works out really well for a marketer when referred users signup for their monthly billing cycle.

Their affiliate team is also **very responsive** & will offer you all the marketing materials (such as *swipe copies* and *social media updates*) for you to drive sales traffic.

Their affiliate program is only available for **current LeadPages customers**. This actually makes sense because you can't really write genuine reviews for a product which you haven't used.

[Join LeadPages Affiliate Program](#)

## Aweber

**Recurring Income**

When someone you refer to us orders an account, you'll earn 30% not only on the initial sale, but also on any recurring payments they make.

*Example:*

You refer Joe to us, and he signs up at \$19.00 per month. Each month Joe uses AWeber, you'll earn \$5.70.

After a year, you've made \$68.40. After 2 years, \$136.80. 3 years? \$205.20. And so on as long as Joe continues to use his account.

And that's just one account!

Aweber is one of the oldest & most popular email marketing tools for bloggers & affiliate marketers. They have recently integrated the **segmentation feature** which is one of **the top things to do in 2016** for *high conversions*.

Aweber also offers a lucrative **30% lifetime commission** to their affiliates.

Getting users onboard is easy as they offer a free 30-day trial, which is usually compelling enough for users to give it a shot.

And let me tell you, **you won't be disappointed** with their email marketing solution. They have everything you need in a *modern* email marketing service for your business to function properly.

Anyway, an affiliate lifetime commission of 30% *sounds like a win-win to me*.

The only **downside is their payment method**. They still offer the old-school paper check & have yet to integrate any new-school payment methods.

[Join Aweber Affiliate Program](#)

## **GetResponse**

GetResponse is one of the top competitors & alternatives to Aweber.

They **also** have a great product & even have a *slight* edge over Aweber when it comes to commission amount.

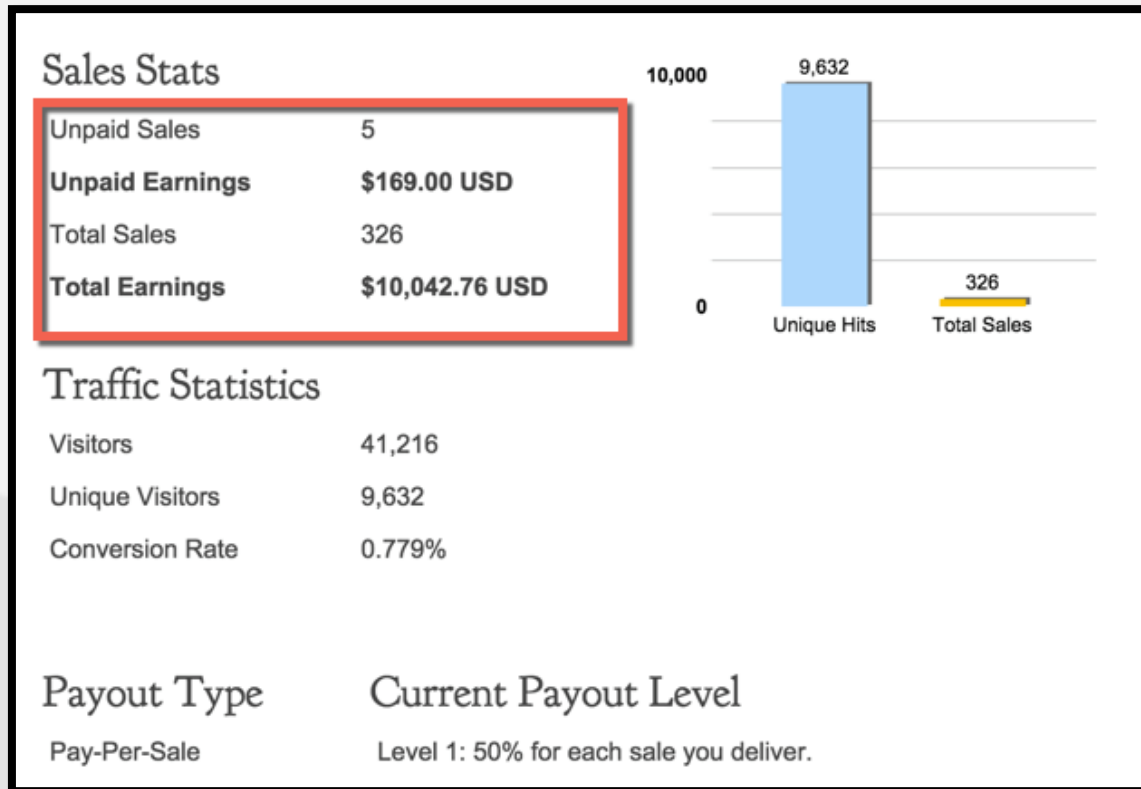
They offer **33% lifetime commission** which is *awesome* as it's even better than the industry standard. They also offer a 30-day completely free trial.

It's a good email marketing tool which you can feel comfortable promoting.

- Minimum Payout: \$50
- Payout method: Check & [PayPal](#)

[Join GetResponse Affiliate Program](#)

## ElegantThemes Affiliate Program: (WordPress Themes & Plugins)



This is not a *typical residual income affiliate program*.

ElegantThemes offers premium WordPress themes & plugins. They pay a **50% commission to their affiliates**, but you will also get paid when your referred users *renew their license*.

I really like their affiliate program because of the high commissions which pay off really well.

- Payment method: Paypal

[Join Elegant Themes Affiliate Program](#)

## ThriveThemes



ThriveThemes offers an amazing suite of products for WordPress bloggers & internet marketers. Their themes & plugins are **built for conversion optimization** & they are one of the hottest selling products on the market.

They offer **50% commission/sale & 25% recurring lifetime commission**. And they have a great reputation so promoting them is easy.

- Payment mode: Paypal

[Join Thrive Themes Affiliate Program](#)

## SocialPilot

### How it works

When you join our Affiliate Program, we will provide you with a variety of banners and links for use on your website and promote on Social Media. When a visitor clicks on one of these links, they will reach to our website. Our affiliate tool will track their activity and you will earn a commission based on their Subscription.



**Join SocialPilot**

Joining our Affiliate program is free. You do not require any initial payment to join us. We pre-approve all affiliate applications.



**Advertise**

Enjoy a range of promo banners and text link to share anywhere on your website, blog and Social Media.



**Earn money**

Keep earning 30% commission for every new paid subscription with us. You get commission for every renewal.

SocialPilot is a social media automation tool which is **widely popular** among bloggers & entrepreneurs.

It helps you in **scheduling updates** on *multiple social-media accounts* & also allows you to automate by **auto-publishing using RSS**. I have been using them for a while & since the Bufferapp affiliate program has retired, this is one of the *best social media affiliate programs* available.

You can learn more [about SocialPilot here](#).

They offer a **30% recurring lifetime commission** which is pretty great as they have a “free to pro” plan which is easy to get converters. You will get paid when users **upgrade from a free to a paid account**.

- Payout method: PayPal
- Minimum Payout: \$25

[Join SocialPilot Affiliate Program](#)

(Get \$10 as free signup bonus)

**More residual income programs:**

*(“Residual income” is another name for **recurring income** where you earn passive income with no more required effort.)*

Here are some more affiliate programs which offer residual income that you can sign up for right away.

*(Since you are smart, you should always go & read about the product & affiliate information on the site itself.)*

- [Snip.ly](#): 20% recurring commission
- [LiquidWeb](#): 5% monthly recurring commission on dedicated hosting
- [RoseHosting](#): 50% first month sale + 20% monthly commission on VPS hosting.
- [Shopify Affiliate Program](#): 20% recurring income

*(I will keep updating the list as I discover more such profitable programs in various niches.)*

## FAQ About Affiliate Marketing:

So there it is. Now you have a basic understanding of what affiliate marketing is, how it works, and how you can make money from it.

Now, let me answer some of the most commonly asked questions from webmasters and marketers related to affiliate marketing.

### **Is affiliate marketing harmful or illegal?**

-No, it's not. You are simply providing a link to another site. Nothing illegal there.

### **Affiliate marketing and AdSense: Can we use both?**

-Yes, you can. Affiliate marketing alone doesn't violate the AdSense TOS.

### **How do you find affiliate links for a specific product?**

-Not all companies offer affiliate programs, but for companies who do offer affiliate programs, you can always check their website or FAQ page. Another way is to do a simple Google search. For example, search the following term in Google:

- **"Product name + Affiliate program"** - Replace "product name" with the product you are promoting, and you will hit an affiliate landing page.

Many companies use affiliate marketplaces like *ShareASale*, *CJ*, and *ClickBank*. They are free to use and you can go ahead and create a free account.

### **Is it important to have a blog for affiliate promotion?**

-Not necessarily. Though, having a blog (in my opinion) is the best way to promote your affiliate links. But you can always use things like paid traffic ([PPC](#)) or advertising to promote an affiliate product. However, this is more like a "hit and run" approach to affiliate marketing. The best way to *make the most* out of being an affiliate marketer is to have a blog that's used for hard and soft promotion.

### **How much does it cost to join an affiliate program?**

There is no charge for joining an affiliate program. However, costs can occur depending on what promotion technique you are using. For example, a blog post



doesn't cost a dime, whereas PPC marketing, email marketing, or other advertising methods come with a price tag.

### **What are the qualifications to become an affiliate marketer?**

There are no qualifications required to become an affiliate marketer. However, having good *copywriting* and *marketing skills* will be an **added advantage**.

### **Are there any programs which automatically convert links into affiliate links?**

There are a few networks (like [Viglink](#) and [Skimlinks](#)) which automatically convert normal links into affiliate links. Since they are using Javascript, it's SEO friendly. With these links, you do not need to sign up for an individual affiliate program.

### **How much money one can make from affiliate marketing?**

There is *no limit* to the amount you can earn from affiliate programs. It all depends on which program(s) you are promoting and how many conversions you are making. I started with **\$47** as my first affiliate income and now, I make almost **\$4k-\$5K/month** simply by promoting products that I use everyday.

### **Alright, I understand what affiliate marketing is all about, but how do I get started?**

In this eBook I have given you valuable pieces of information about what you need to do to get started. The only way to *actually* get started is to **start**.

Lucky for you, this eBook is finished, so you can start right... now!

**I would love to connect with you on**  
**[Facebook](#) and [YouTube](#)**



## **RECOMMEND THIS BOOK & EARN 25%**

If you found “The Affiliate Marketing Handbook” useful, you can promote it & earn 25% commission on every sale!

[Click Here To Join Our Affiliate Program \(For Indians only\)\\*](#)

**\* Will open the affiliate channel for other countries soon**